



Columbia **BLOCK
MANUAL**



COLUMBIA MACHINE, INC.
107 GRAND BLVD. • VANCOUVER, WASHINGTON

BLOCK NUMBER	PAGE	BLOCK NUMBER	PAGE	BLOCK NUMBER	PAGE
1	2	22BC	8	33	32
1	3	23	6	34	31
1A	2	23A	7	35	31
1AB	2	23B	8	36	31
1B	2	24	6	37	31
2	3	24A	7	38	31
3	3	24AA	7	39	31
4	3	24B	8	40	36
5	3	25	6	41	36
6	3	25A	7	42	36
6X	3	25B	8	43	36
7	3	26	6	44	36
7X	3	26A	7	45	36
8	3	26B	8	46	36
8X	3	27	6	47	36
8X	5	27A	6	48	36
9	3	27B	8	49	37
10	3	27BX	8	50	32
10X	3	27XA	7	51	32
10X	5	27XXA	7	52	32
11	3	28A	7	53	32
11X	3	28A	8	54	29
11X	5	28C	6	55	32
12	31	29	3	56	32
13	4	29	5	57	35
13	5	29	6	58	35
13A	4	29	7	59	35
13AB	4	29	8	60	35
13B	4	29	9	61	35
14	5	30	3	62	35
15	5	30	5	63	35
16	5	30A	9	64	29
17	5	30B	6	65	29
18	5	30B	7	66	32
18X	5	30B	8	67	24
20	5	31A	7	67A	24
21	31	31A	8	68	24
22	6	31C	6	69	24
22A	7	32A	7	70	24
22B	8	32A	8	71	24
22BB	8	32C	6	72	24

BLOCK NUMBER	PAGE	BLOCK NUMBER	PAGE	BLOCK NUMBER	PAGE
73	24	110	30	133A	14
73X	24	111	31	134	15
74	24	112	31	134	16
74X	24	113	31	134A	14
76	24	114	31	135	39
76X	24	115	10	136	39
77	24	115	11	137	39
77X	24	115A	10	138	39
78	24	115AB	10	139	39
78X	24	116	11	140	39
79	25	117	11	141	39
80	25	117X	11	142	39
81	25	118	11	143	39
82	25	118X	11	144	39
83	25	119	11	145	38
84	25	119X	11	146	38
84A	25	120	11	147	38
85	25	121	11	148	38
87	25	121X	11	149	38
88	25	121X	13	150	38
89	25	122	30	151	38
90	25	123	11	153	38
91	26	123X	11	154	38
92	26	123X	13	155	38
94	26	124	11	155B	10
95	26	124X	11	156	38
96	26	124X	13	157	38
97	26	125A	14	158	38
97A	26	125B	14	160	29
98	26	126A	14	160A	39
99	30	126XA	14	161A	29
100	26	127A	14	161B	29
101	26	128A	14	162	29
102	26	129A	14	163A	29
103	26	129XA	14	163B	29
104	30	131	15	166	35
105	30	131	16	167	35
106	30	131A	14	168	36
107	30	132	30	169	36
108	30	133	15	169A	39
109	30	133	16	170	36

BLOCK NUMBER	PAGE	BLOCK NUMBER	PAGE	BLOCK NUMBER	PAGE
171	35	200	23	239	31
172	33	200A	22	240	35
173	33	200AB	22	241	35
174	29	201	23	243	32
175	29	202	23	244	32
177	12	203	23	245	32
177	13	204	23	246	29
177A	12	205	23	248	32
177AB	12	206	23	249	32
177B	12	208	23	250	34
178	13	211	17	251	34
179	13	212	17	252	34
180	13	213	17	253	34
181	13	214	17	254	43
182	13	215	17	257	43
183	13	216	17	258	43
185	13	217	17	259	43
188	20	218	18	260	43
188	21	218	19	261	43
188A	20	218A	17	262	43
188AB	20	219	18	264	32
189	21	219	19	265	27
190	21	219A	17	266	27
191	21	220	18	267	27
192	21	220	19	268	27
192X	21	220A	17	269	27
193	21	221	9	270	27
193X	21	222	9	271	27
194	21	223	9	272	27
195	21	224	9	273	27
196	21	225	9	273	28
196X	21	226	9	274	27
196X	23	227	9	274	28
197	21	228	9	275	27
197X	21	229	9	275	28
197X	23	230	9	276	27
198	21	231	32	276	28
198X	21	232	30	277	28
198X	23	233	30	278	28
199	21	234	32	279	28
200	22	238	29	280	28

BLOCK NUMBER	PAGE	BLOCK NUMBER	PAGE	BLOCK NUMBER	PAGE
281	28	318	34	359	48
282	28	319	34	360	47
283	28	320	34	360A	47
284	19	321	34	362	50
284A	19	322	34	363	50
285	19	323	34	364	50
286	19	324	34	365	50
287	19	325	33	366	50
288	19	326	33	367	50
289	19	328	33	368	50
290	19	329	33	369	50
291	19	330	33	370	50
292	18	331	43	371	50
292A	18	332	43	372	50
293	18	333	43	373	50
294	18	334	33	374	50
295	18	335	33	375	50
296	18	336	33	376	50
297	18	337	33	377	50
298	18	338	33	378	51
299	15	339	45	379	51
299A	15	340	45	380	51
300	15	341	45	381	51
301	15	342	45	382	51
302	15	343	45	383	51
303	15	344	43	384	51
304	15	345	44	385	51
305	15	346	44	386	51
306	16	347	46	387	51
306A	16	348	46	388	49
307	16	349	46	389	49
308	16	350	46	390	49
309	16	351	46	391	49
310	16	352	46	392	49
311	16	353	46	393	49
312	16	353A	46	394	49
313	34	354	46	395	46
314	34	355	37	396	52
315	34	356	37	397	54
316	34	357	48	398	54
317	34	358	48	399	54

BLOCK NUMBER	PAGE	BLOCK NUMBER	PAGE	BLOCK NUMBER	PAGE
400	54	500	51		
401	54	501	51		
402	54	502	55		
403	54	503	28		
404	54	503	55		
405	54	504	55		
406	54				
407	54				
408	54				
409	54				
410	54				
411	54				
412	54				
413	53				
414	53				
415	53				
416	53				
417	53				
418	53				
419	53				
420	53				
421	53				
422	53				
423	53				
424	53				
425	53				
426	53				
427	53				
428	55				
429	55				
430	55				
431	55				
432	55				
433	55				
434	55				
435	55				
444	37				
445	37				
446	33				
447	33				
448	33				

Columbia

BLOCK MANUAL...

A handy reference book for

Architects, Builders and Homeowners

Columbia Machine takes understandable pride in the front-rank position concrete masonry enjoys in today's expanding market of highly competitive building materials. Low initial cost, versatility of application and virtually endless decorative possibilities are but a few of the contributing reasons. Beauty, rugged strength and ageless permanence are equally important factors.

Columbia Machine, in cooperation with the National Concrete Masonry Association, the Portland Cement Association, the American Concrete Association and other groups, has been privileged to help pioneer concrete masonry to its present high level of development. In 1954 Columbia introduced the industry's first 12"-high machine, capable of producing an unlimited variety of special shapes 12 inches high, as well as all standard 4- and 8-inch block. Our future efforts shall be tirelessly directed toward new ways of justifying your acceptance of Columbia Machine-produced products.

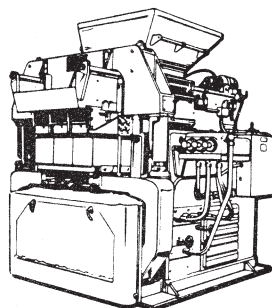
This manual represents Columbia's acknowledgement of a major responsibility to the many architects, builders and homeowners who are utilizing concrete masonry as an effective, low-cost building material. It is intended as a handy reference to the many types of Columbia Machine-produced block now available. We sincerely hope that you may find it useful as a guide to selecting the masonry units best suited to your specific purpose.

This book shows the many shapes and sizes of concrete blocks that can be manufactured on Columbia Machines and is furnished for your convenience in ordering molds and mold parts by calling for a definite block number.

If you have any question as to type of material to use, ease of running, number of blocks per cycle or other production problems pertaining to any particular block, please do not hesitate to contact us.

Some of the blocks shown in this book may be covered by various patents obtained by the manufacturer who developed them. It should be understood that Columbia Machine, Inc. does not assume the liability for any infringement of these patents. Also, Columbia cannot guarantee successful production of a certain block with every type of material or mix.

If you have a concrete unit which is doing a good job and would like this special unit included in our catalog so that the industry as a whole will know about it, send us the particulars.

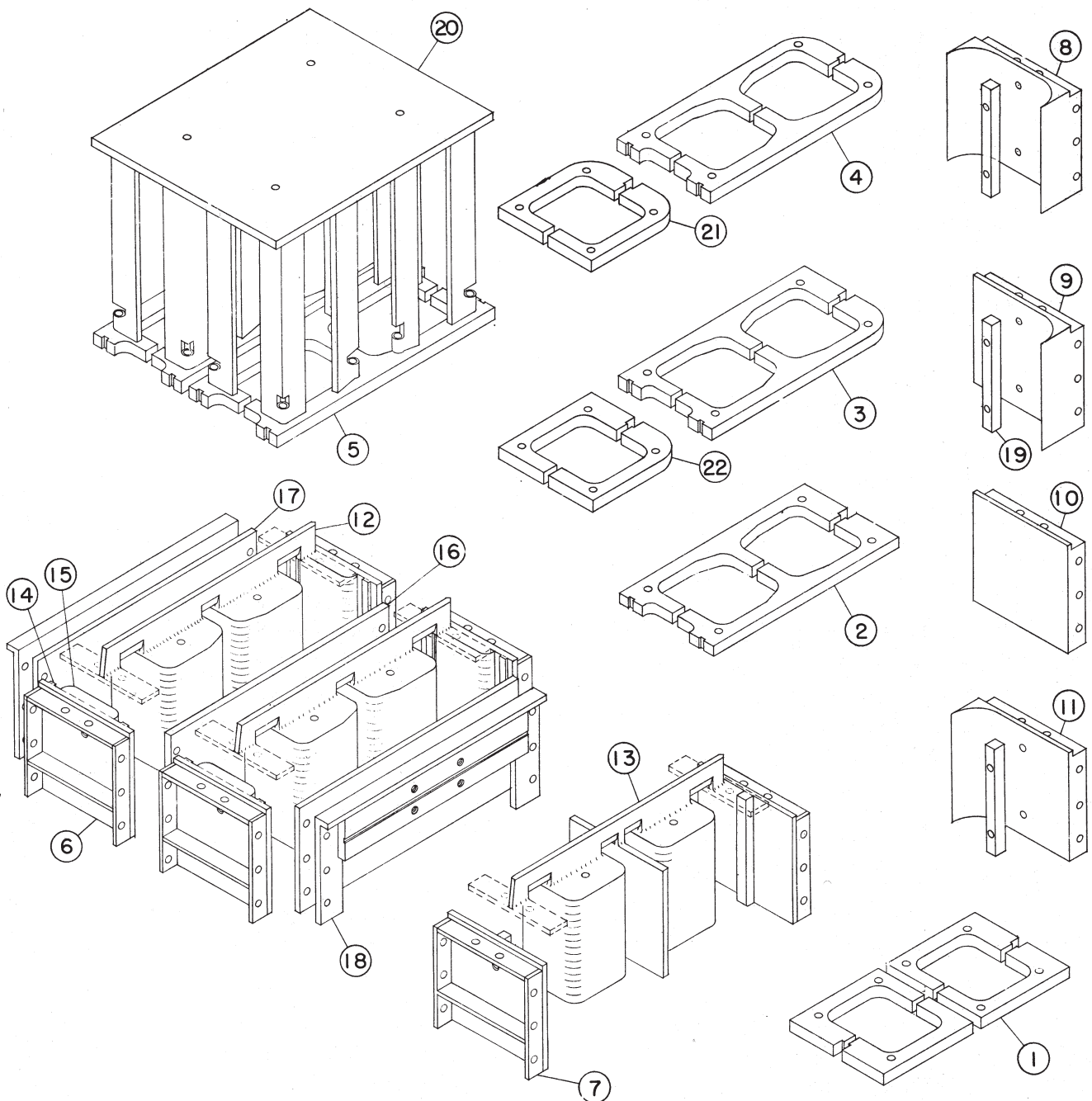


COLUMBIA MACHINE, INC.

Vancouver, Washington

Mattoon, Illinois

TYPICAL BLOCK MOLD PARTS



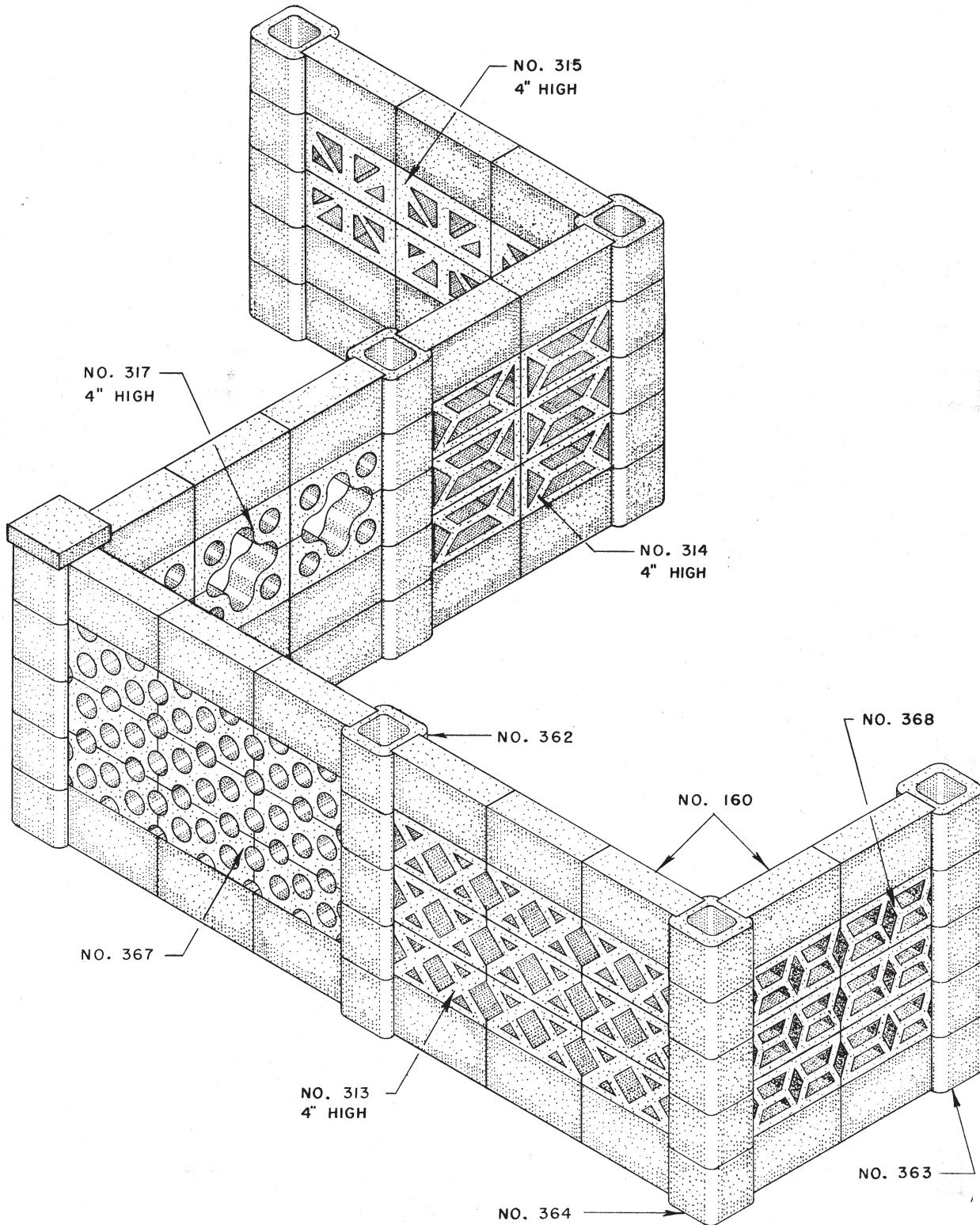
MOLD PARTS TO MAKE BLOCKS 22A, 24AA, 25A, 26A, 28, 31 or 32
SEE PAGE 7

Item No.	Description	Item No.	Description
1	Shoes for 28 Half Block	12	Core Bar Assembly for 22A Block
2	Shoes for 24AA Block	13	Core Bar Assembly for (2) 28 Half Blocks
3	Shoes for 25A Block	14	1/2" Mortar Groove Bar (replaceable)
4	Shoes for 26A Block	15	End Core for Open End Block 22A
5	Shoes for 22A Block	16	Division Plate 5/8" Thick
6	End Plate for 1/2" Mortar Groove	17	Side Plate 3/8" Thick
7	End Plate for 3/4" Sash Groove	18	Mounting Bracket
8	End Plate—Double Bull Nose	19	Sash Groove Bar 3/4" x 3/4"
9	End Plate with Left Hand Bull Nose	20	Head Assembly with Shoes for 22A Block
10	End Plate—Plain	21	Shoes for 32 Half Block
11	End Plate—Right Hand Bull Nose	22	Shoes for 31 Half Block

BLOCK MANUAL INDEX

<u>BLOCK</u>	<u>PAGE</u>
8 x 8 x 16 ----- Three Cell -----	2, 3, 4, 5, & 9
8 x 8 x 16 ----- Two Cell -----	6, 7, & 8
12 x 8 x 16 ----- Three Cell -----	10, 11, 12, & 13
12 x 8 x 16 ----- Two Cell -----	14, 15, & 16
10 x 8 x 16 ----- Two Cell -----	17, 18, & 19
10 x 8 x 16 ----- Three Cell -----	20, 21, 22, & 23
6 x 8 x 16 ----- Three Cell -----	24, & 25
6 x 8 x 16 ----- Two Cell -----	26, 27, & 28
4 x 8 x 16 ----- Partition -----	29
6 x 4 x 16 ----- Split -----	49
8 x 8 x 16 ----- Split -----	48
12" long -----	38
12" High -----	46
Bevel Siding -----	32
Bond Beam -----	31
Bond Beam Knockout -----	30
Brick -----	29, & 46
Capping -----	29, & 30
Corner Block Display -----	40, 41, & 42
Chimney -----	35, & 52
Drain Tile -----	46
Expansion -----	37
Fence Pilaster -----	32, 34, & 50
Fence Posts -----	34
Header -----	32
Joist -----	32
Lintel -----	31
Manhole -----	45
Ornamental -----	34, 50, 53 & 54
Patio -----	29
Pilaster -----	36
Pilaster Halves -----	37
Plumbing -----	32
Quadra -----	32
Regular & Half Breaking Unit -----	32, & 33
Septic Tank -----	43
Sill -----	32
Silo -----	33, & 44
Slump -----	49
Soffit -----	35
Swimming Pool -----	51
Water Meter -----	47

ORNAMENTAL FENCE DESIGNS

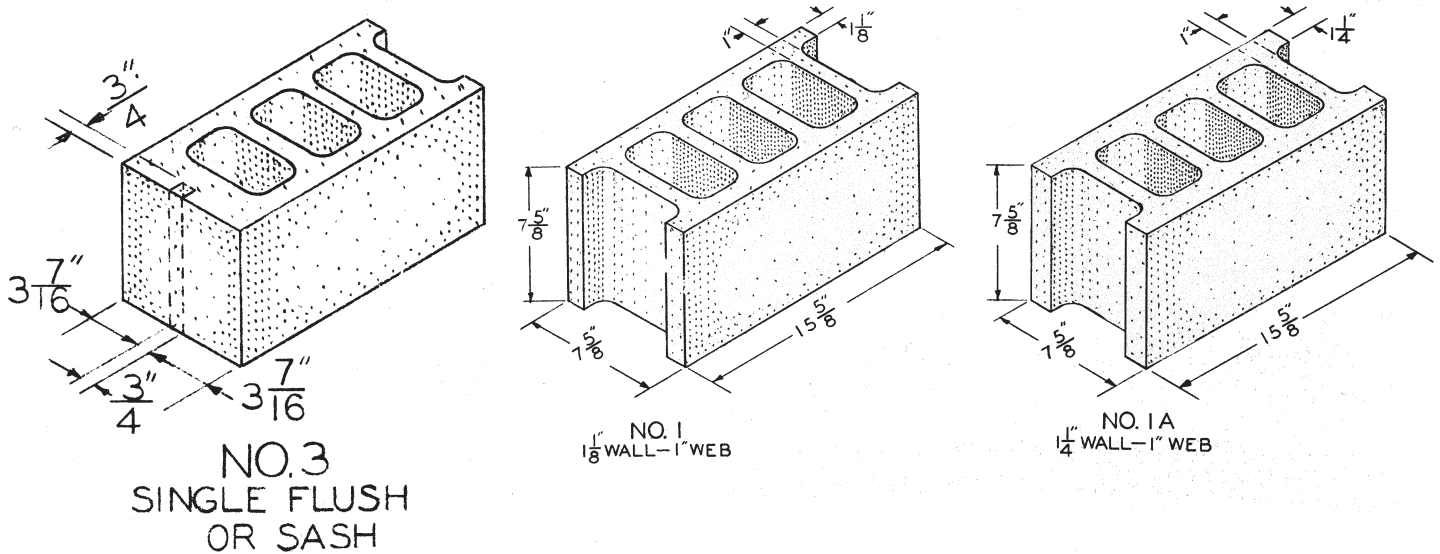


HOW TO USE THIS BOOK

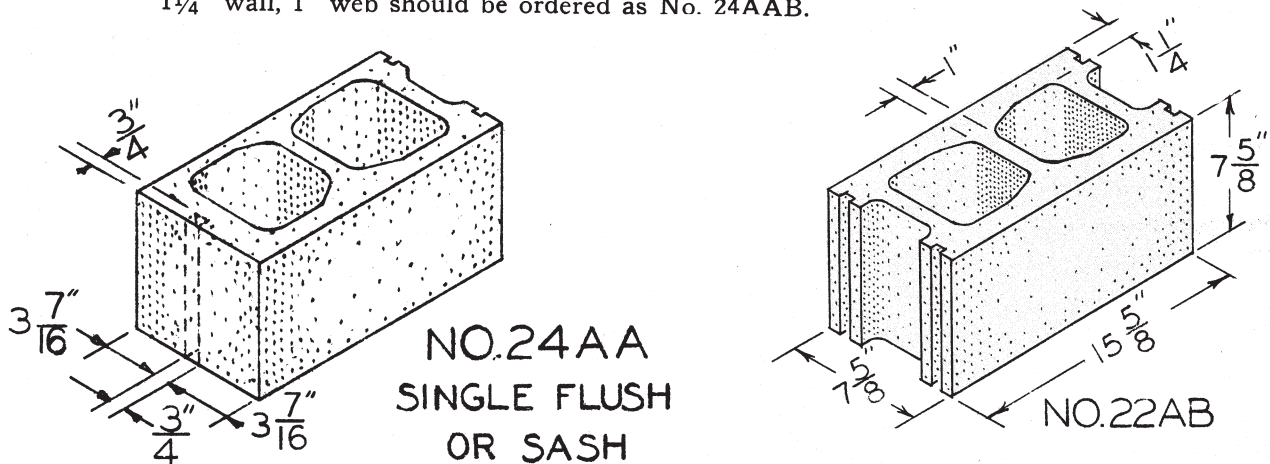
This book lends itself to the ordering of molds for Columbia Block Machines. Throughout this book will be found green colored blocks. These are basic blocks dimensioned to show standard wall and web thicknesses to be used when ordering molds. The green blocks apply to all blocks on the page or on the facing page as the case may be.

EXAMPLE 1. Should you want Block No. 3 (page 3) made with $1\frac{1}{8}$ " wall and 1" web, (see page 2, upper left hand green block) order as block No. 3.

EXAMPLE 2. Should you wish $1\frac{1}{4}$ " wall, 1" web, order as No. 3A. All blocks on page 3 have the four green colored basic choices shown on page 2.

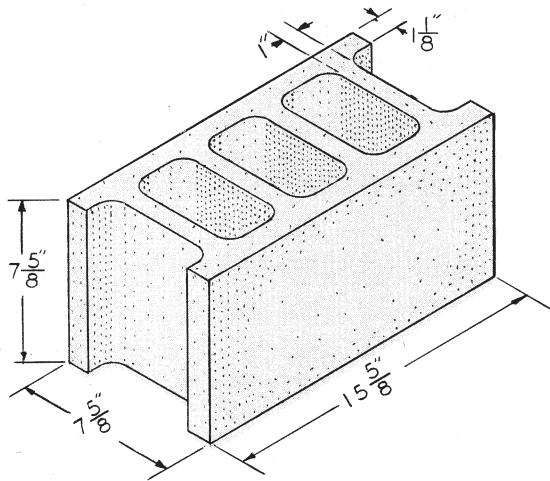


EXAMPLE 3. On page 7, all blocks have the 3 green colored basic block choices at the bottom of the page. For instance, block No. 24AA with $1\frac{1}{4}$ " wall, 1" web should be ordered as No. 24AAB.

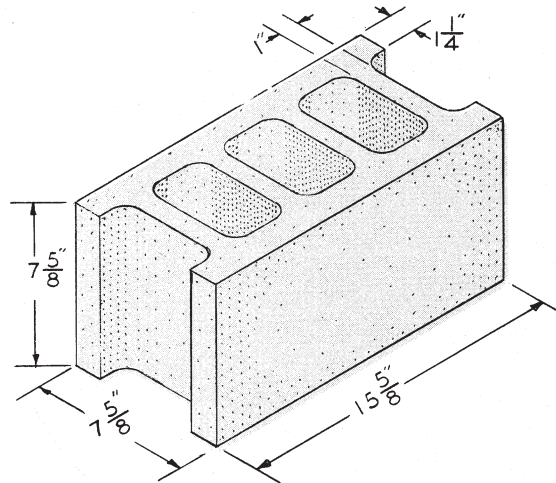


IMPORTANT NOTICE: Blocks shown in this manual are not necessarily Standard, and it cannot be assumed that parts for all are carried in stock. The great variety of blocks shown are meant to aid the customer in selecting the size and type of blocks wanted. When ordering, please state block numbers needed. Any deviations from design or measurements shown should be stated in a letter or on a sketch.

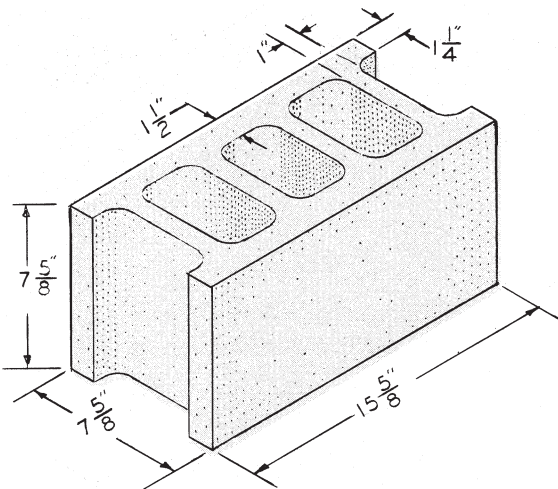
8x8x16 STANDARD THREE CORE BLOCKS



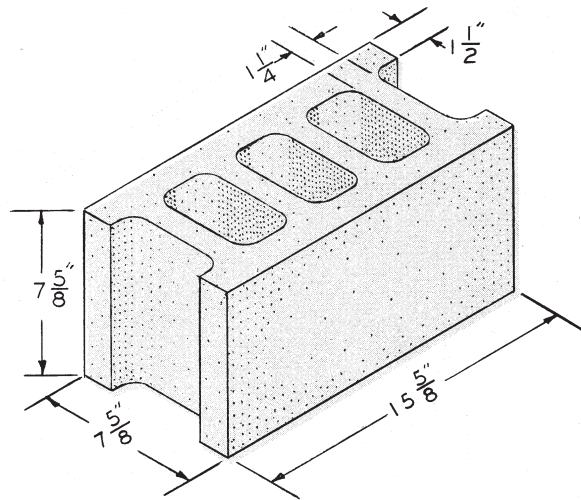
NO. 1
1/8" WALL-1" WEB



NO. 1A
1/4" WALL-1" WEB



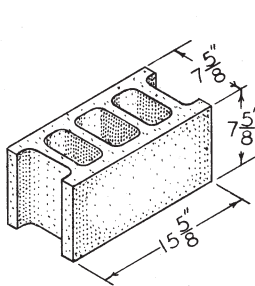
NO. 1AB
1/4" WALL-1/2" AT CENTER
CORE.-1" WEB



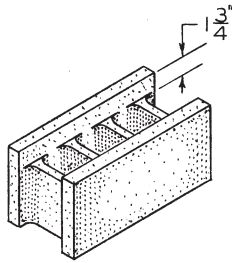
NO. 1B
1 1/2" WALL-1/4" WEB

WHEN ORDERING ADD LETTER TO CORRESPONDING
NUMBER TO ASSURE PROPER WALL THICKNESS

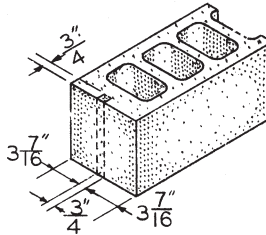
8x8x16 STANDARD THREE CORE BLOCKS



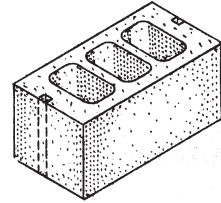
NO. 1
STRETCHER



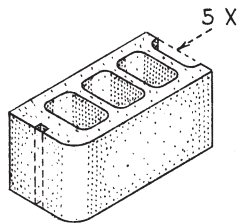
NO. 2
BOND BEAM
(SHOES ONLY)



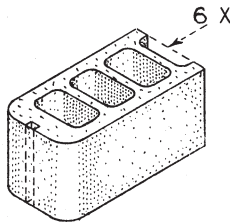
NO. 3
SINGLE FLUSH
(SASH)



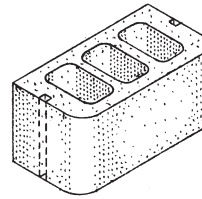
NO. 4
DOUBLE FLUSH
(SASH)



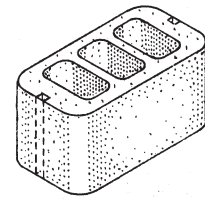
NO. 5 SINGLE FLUSH
SINGLE BULL NOSE
NO. 5 X DOUBLE FLUSH
(SASH)



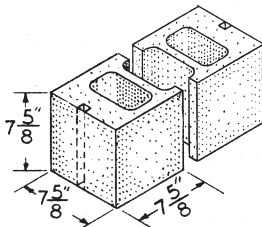
NO. 6 SINGLE FLUSH
DOUBLE BULL NOSE
NO. 6 X DOUBLE FLUSH
(SASH)



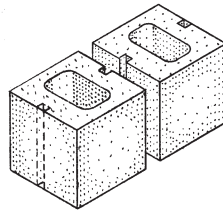
NO. 7
DOUBLE FLUSH
SINGLE BULL NOSE
(SASH)



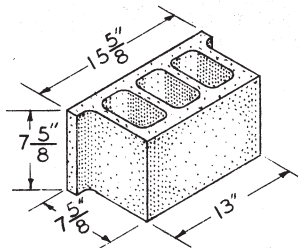
NO. 7 X
DOUBLE FLUSH
DOUBLE BULL NOSE
(SASH)



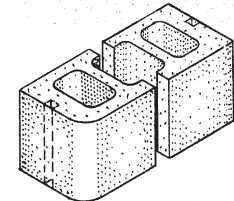
NO. 8
HALF BLOCK
SINGLE FLUSH
(SASH)



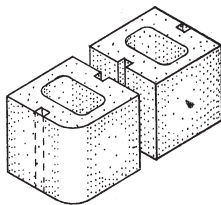
NO. 8 X
HALF BLOCK
DOUBLE FLUSH
(SASH)



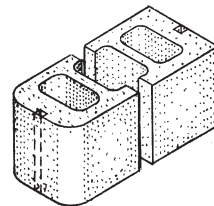
NO. 9
JOIST BLOCK



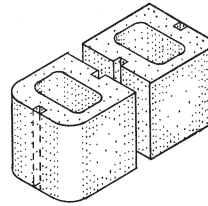
NO. 8 AND 10
HALF BLOCKS
SINGLE BULL NOSE
(SASH)



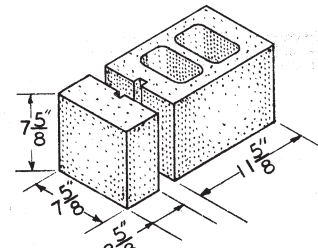
NO. 8 X AND 10 X
HALF BLOCKS
DOUBLE FLUSH
SINGLE BULL NOSE
(SASH)



NO. 8 AND 11
HALF BLOCKS
DOUBLE BULL NOSE
(SASH)

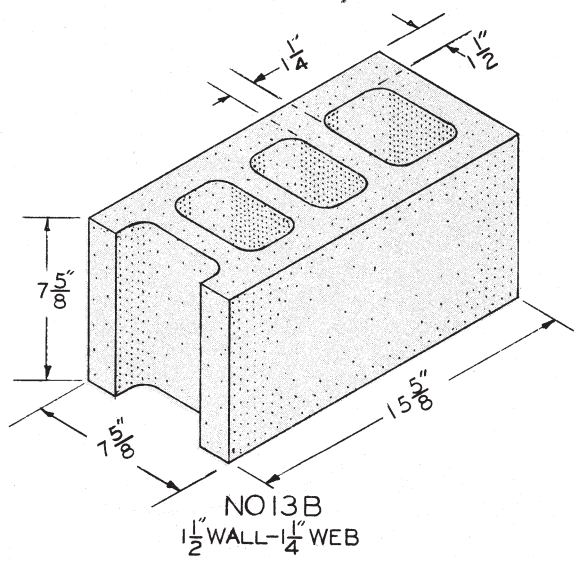
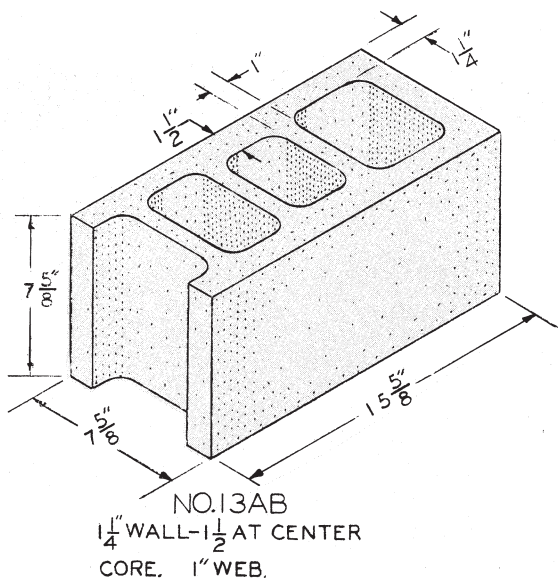
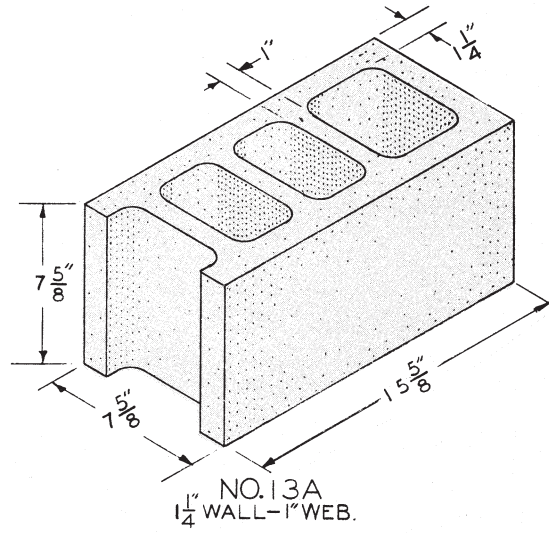
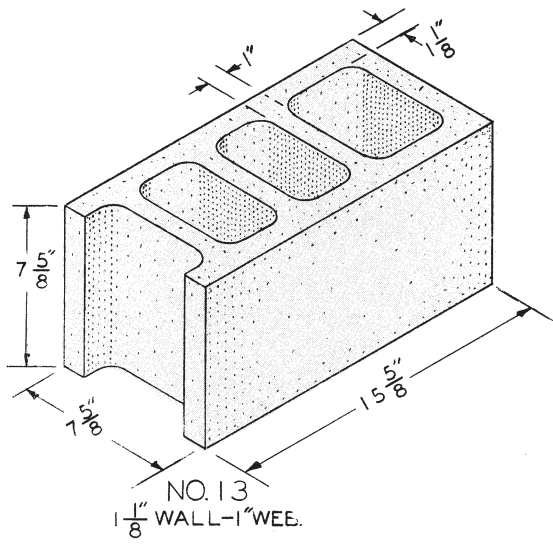


NO. 8 X AND 11 X
HALF BLOCKS
DOUBLE FLUSH
DOUBLE BULL NOSE
(SASH)



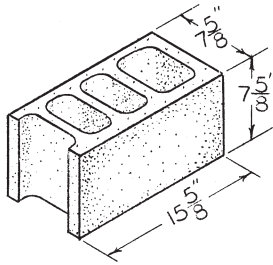
NO. 29 AND 30
1/4 AND 3/4 BLOCK

8x8x16 STANDARD THREE CORE BLOCKS

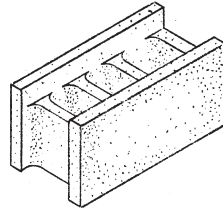


WHEN ORDERING ADD LETTER TO CORRESPONDING
NUMBER TO ASSURE PROPER WALL THICKNESS

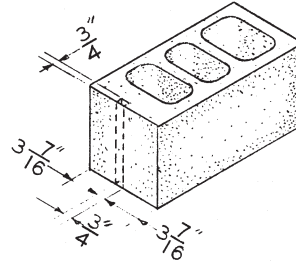
8X8X16 STANDARD THREE CORE BLOCKS



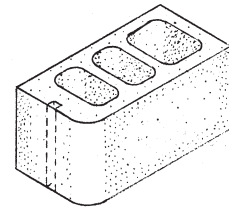
NO. 13
STRETCHER
OR
CORNER



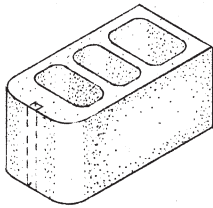
NO. 14
BOND BEAM
(SHOES ONLY)



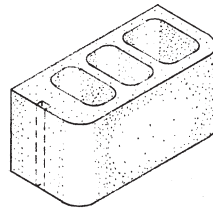
NO. 15
DOUBLE FLUSH
OR SASH



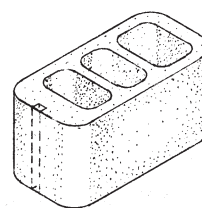
NO. 16
SINGLE BULL NOSE
OR SASH



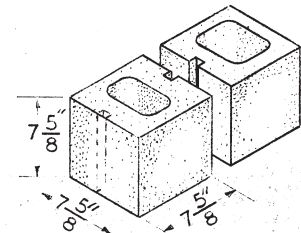
NO. 17
DOUBLE BULL NOSE
OR SASH



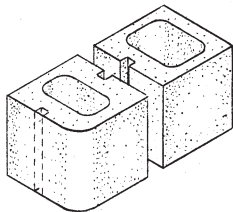
NO. 18
DOUBLE FLUSH
SINGLE BULL NOSE
OR SASH



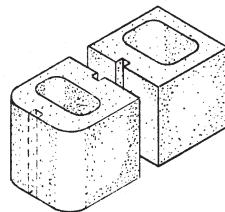
NO. 18X
DOUBLE FLUSH
DOUBLE BULL NOSE
OR SASH



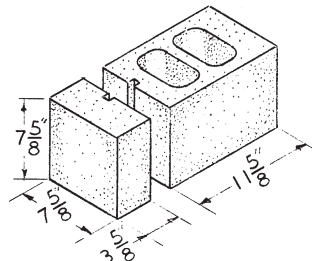
NO. 8X AND 20
HALF BLOCKS
DOUBLE FLUSH
OR SASH



NO. 10X AND 20
HALF BLOCKS
SINGLE BULL NOSE
OR SASH

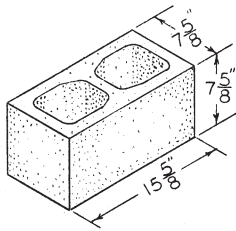


NO. 11X AND 20
HALF BLOCKS
DOUBLE BULL NOSE
OR SASH

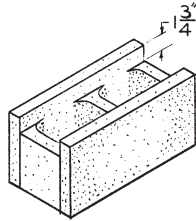


NO. 29 AND 30
1/4 AND 3/4 BLOCKS
DOUBLE FLUSH
OR SASH

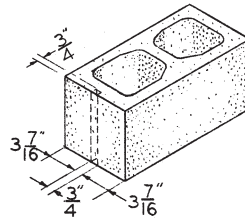
STANDARD TWO CORE BLOCKS
 $8 \times 8 \times 16 - 1\frac{5}{16}$ WALL - $1\frac{1}{4}$ WEB



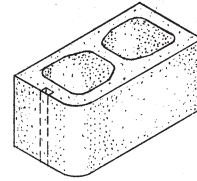
NO. 22
 STRETCHER
 AND
 CORNER



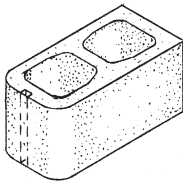
NO. 23
 BOND BEAM
 (SHOES ONLY)



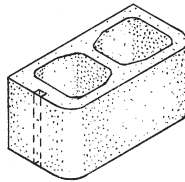
NO. 24
 DOUBLE FLUSH
 OR SASH



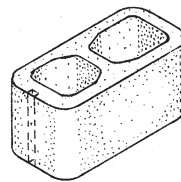
NO. 25
 SINGLE BULL NOSE
 OR SASH



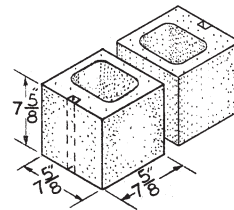
NO. 26
 DOUBLE BULL NOSE
 OR SASH



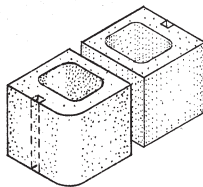
NO. 27
 DOUBLE FLUSH
 SINGLE BULL NOSE
 OR SASH



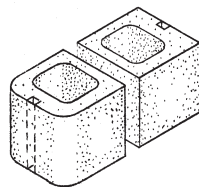
NO. 27A
 DOUBLE FLUSH
 DOUBLE BULL NOSE
 OR SASH



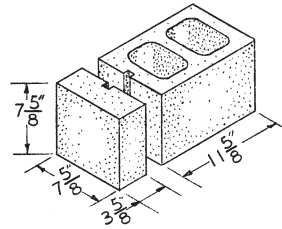
NO. 28 C
 HALF BLOCK
 DOUBLE FLUSH
 OR SASH



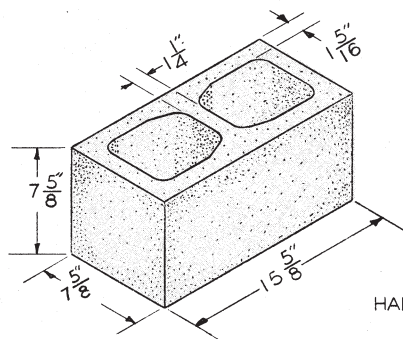
NO. 28C AND 31C
 HALF BLOCKS
 SINGLE BULL NOSE
 OR SASH



NO. 28C AND 32C
 HALF BLOCKS
 DOUBLE BULL NOSE
 OR SASH

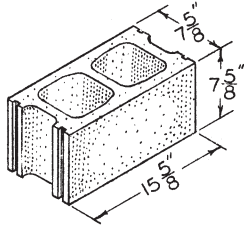


NO. 29 AND 30B
 $\frac{1}{4}$ AND $\frac{3}{4}$ BLOCKS
 DOUBLE FLUSH
 OR SASH

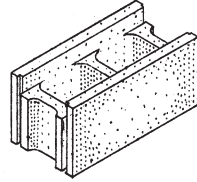


HALF HEIGHTS AVAILABLE

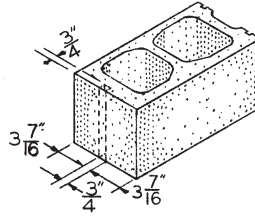
8x8x16 STANDARD TWO CORE BLOCKS
 $1\frac{1}{8}$, $1\frac{1}{4}$ AND $1\frac{5}{16}$ WALL—1" WEB



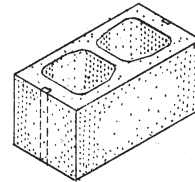
NO.22A
STRETCHER



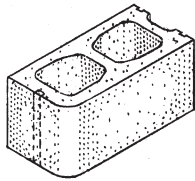
NO.23A
BOND BEAM
(SHOES ONLY)



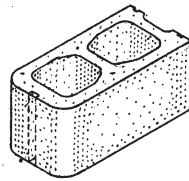
NO.24AA
SINGLE FLUSH
OR SASH



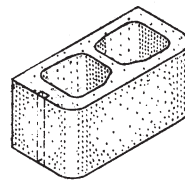
NO.24A
DOUBLE FLUSH
OR SASH



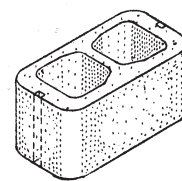
NO.25A
SINGLE BULL NOSE
OR SASH



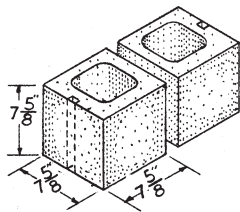
NO.26A
DOUBLE BULL NOSE
OR SASH



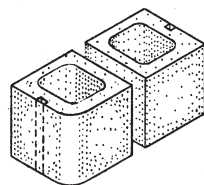
NO.27XA
DOUBLE FLUSH
SINGLE BULL NOSE
OR SASH



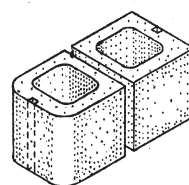
NO.27XxA
DOUBLE FLUSH
DOUBLE BULL NOSE
OR SASH



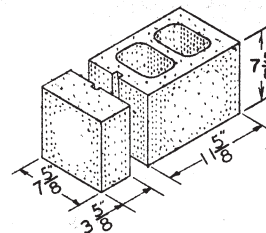
NO.28A
HALF BLOCK
DOUBLE FLUSH
OR SASH



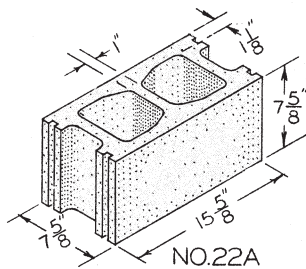
NO.28A AND 31A
HALF BLOCK
SINGLE BULL NOSE
OR SASH



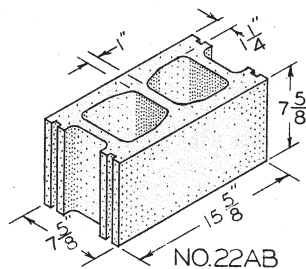
NO.28A AND 32A
HALF BLOCK
DOUBLE BULL NOSE
OR SASH



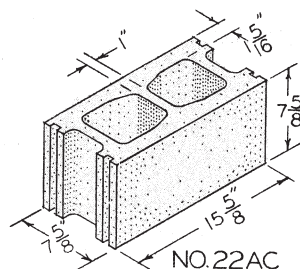
NO.29 AND 30B
 $\frac{1}{4}$ AND $\frac{3}{4}$ BLOCKS
DOUBLE FLUSH
OR SASH



NO.22A



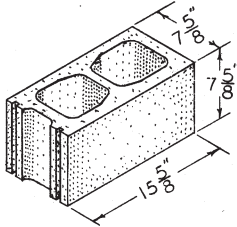
NO.22AB



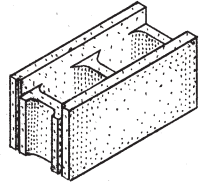
NO.22AC

HALF HEIGHTS AVAILABLE
 WHEN ORDERING ADD LETTER TO CORRESPONDING
 NUMBERS TO ASSURE PROPER WALL THICKNESS

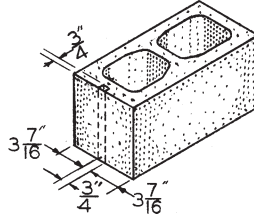
8x8x16 STANDARD TWO CORE BLOCKS
 $\frac{1}{8}$, $\frac{1}{4}$ AND $1\frac{5}{16}$ WALL—1" WEB



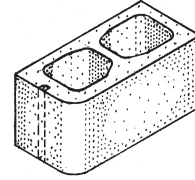
NO.22B
 STRETCHER
 AND
 CORNER



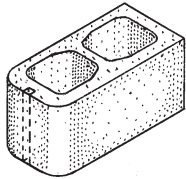
NO.23B
 BOND BEAM
 (SHOES ONLY)



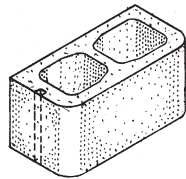
NO.24B
 DOUBLE FLUSH
 OR SASH



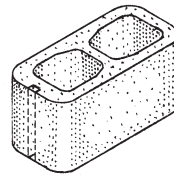
NO.25B
 SINGLE BULL NOSE
 OR SASH



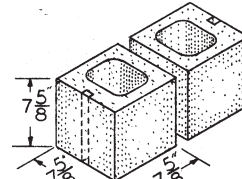
NO.26B
 DOUBLE BULL NOSE
 OR SASH



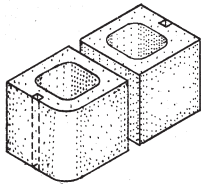
NO.27B
 DOUBLE FLUSH
 SINGLE BULL NOSE
 OR SASH



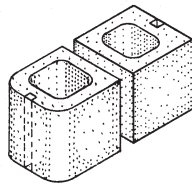
NO.27BX
 DOUBLE FLUSH
 DOUBLE BULL NOSE
 OR SASH



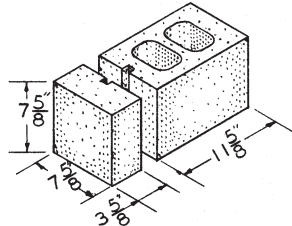
NO.28A
 HALF BLOCK
 DOUBLE FLUSH
 OR SASH



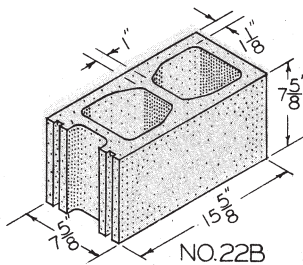
NO.28A AND 31A
 HALF BLOCKS
 SINGLE BULL NOSE
 OR SASH



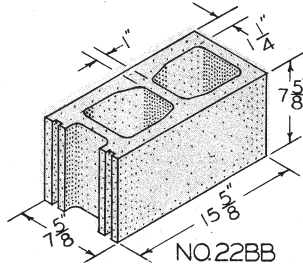
NO.28A AND 32A
 HALF BLOCKS
 DOUBLE BULL NOSE
 OR SASH



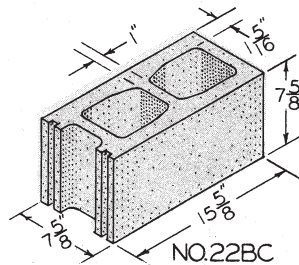
NO.29 AND 30B
 $\frac{1}{4}$ AND $\frac{3}{4}$ BLOCKS
 DOUBLE FLUSH
 OR SASH



NO.22B



NO.22BB

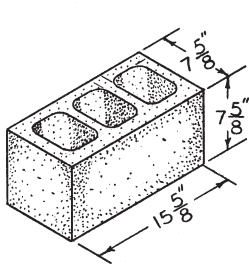


NO.22BC

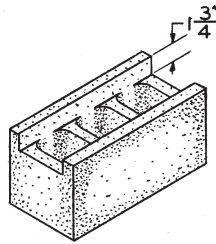
HALF HEIGHTS AVAILABLE

WHEN ORDERING ADD LETTER TO CORRESPONDING
 NUMBERS TO ASSURE PROPER WALL THICKNESS

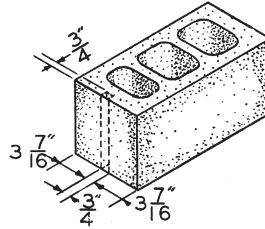
8X8X16 STANDARD THREE CORE BLOCKS



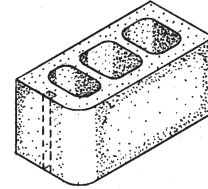
NO. 221
STRETCHER
OR
CORNER



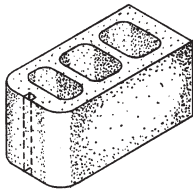
NO. 222
BOND BEAM
(SHOES ONLY)



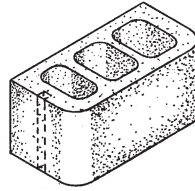
NO. 223
DOUBLE FLUSH
OR SASH



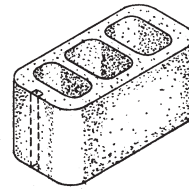
NO. 224
SINGLE BULL NOSE
OR SASH



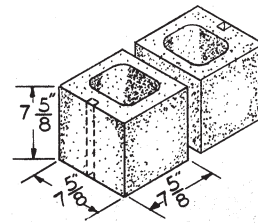
NO. 225
DOUBLE BULL NOSE
OR SASH



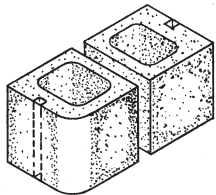
NO. 226
DOUBLE FLUSH
SINGLE BULL NOSE
OR SASH



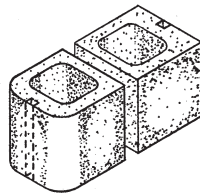
NO. 227
DOUBLE FLUSH
DOUBLE BULL NOSE
OR SASH



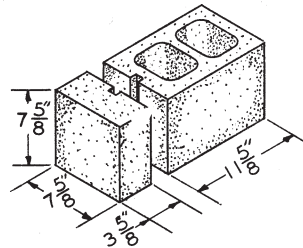
NO. 228
HALF BLOCK
DOUBLE FLUSH
OR SASH



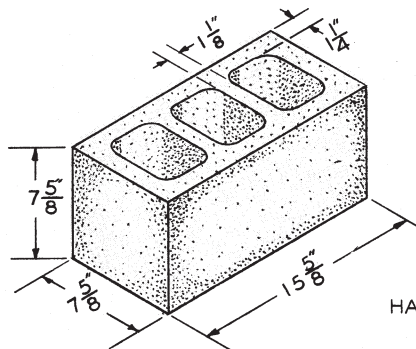
NO. 228 AND 229
HALF BLOCKS
SINGLE BULL NOSE
OR SASH



NO. 228 AND 230
HALF BLOCKS
DOUBLE BULL NOSE
OR SASH

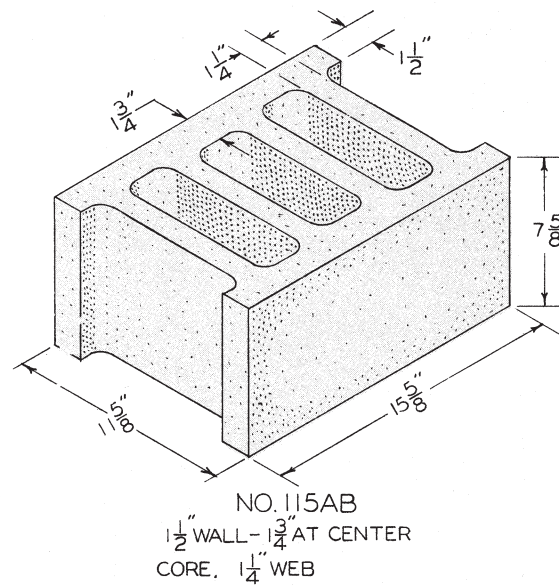
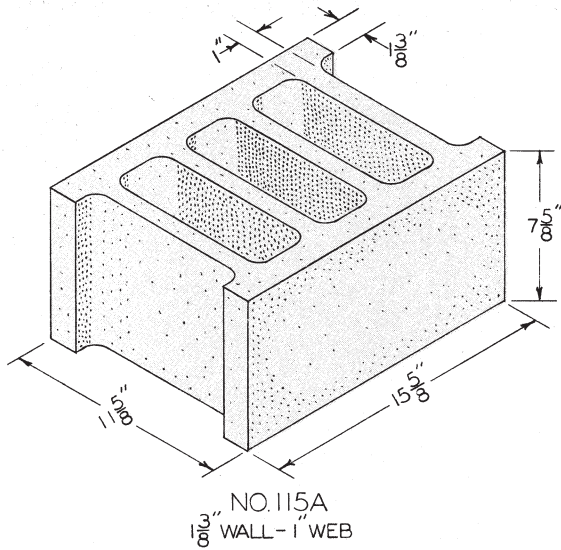
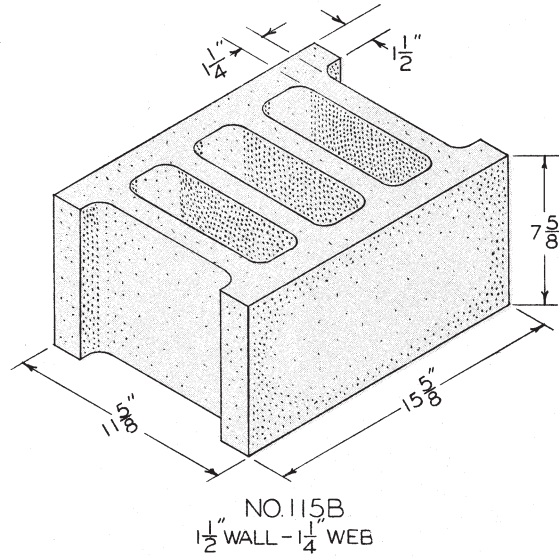
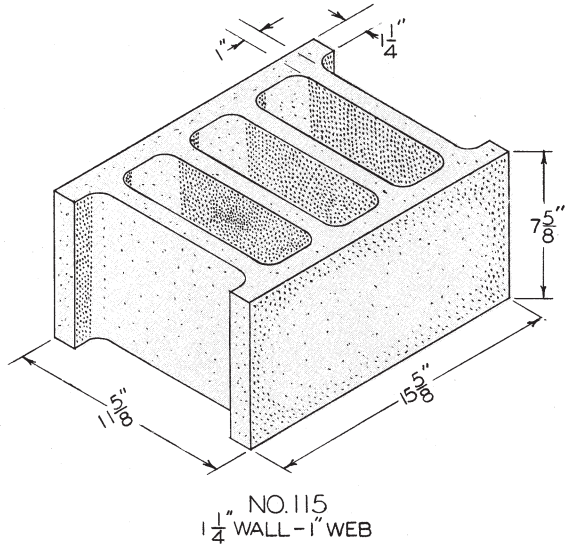


NO. 29 AND 30A
1/4 AND 3/4 BLOCKS
DOUBLE FLUSH
OR SASH



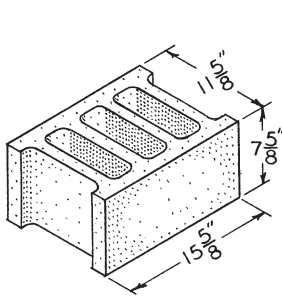
HALF HEIGHTS AVAILABLE

12x8x16 STANDARD THREE CORE BLOCKS

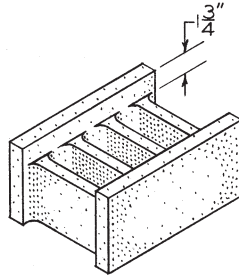


WHEN ORDERING ADD LETTER TO CORRESPONDING
NUMBERS TO ASSURE PROPER WALL THICKNESS

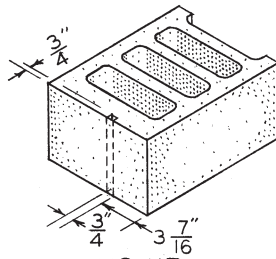
12x8x16 STANDARD THREE CORE BLOCKS



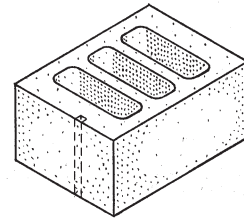
NO. 115
STRETCHER



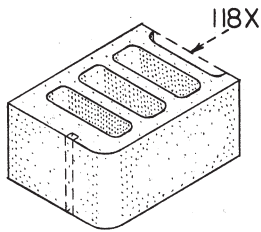
NO. 116
BOND BEAM
(SHOES ONLY)



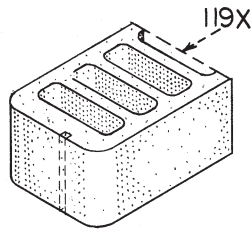
NO. 117
SINGLE FLUSH
(SASH)



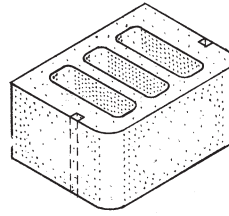
NO. 117 X
DOUBLE FLUSH
(SASH)



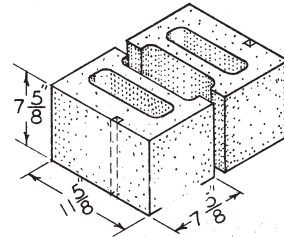
NO. 118 SINGLE FLUSH
SINGLE BULL NOSE
NO. 118 X DOUBLE FLUSH
(SASH)



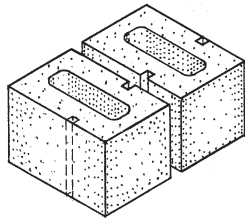
NO. 119 SINGLE FLUSH
DOUBLE BULL NOSE
NO. 119 X DOUBLE FLUSH
(SASH)



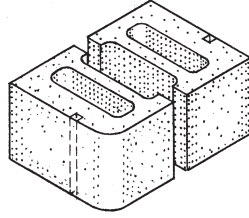
NO. 120
DOUBLE FLUSH
SINGLE BULL NOSE
(SASH)



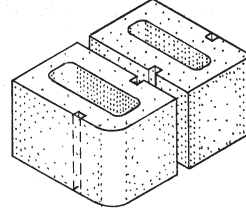
NO. 121
HALF BLOCK
SINGLE FLUSH
(SASH)



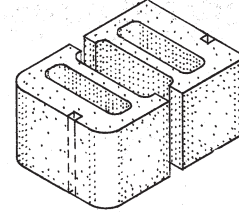
NO. 121 X
HALF BLOCK
DOUBLE FLUSH
(SASH)



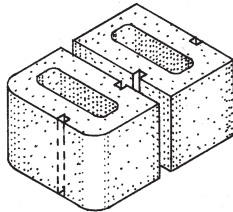
NO. 121 AND 123
HALF BLOCKS
SINGLE BULL NOSE
(SASH)



NO. 121 X AND 123 X
HALF BLOCKS
DOUBLE FLUSH
(SASH)



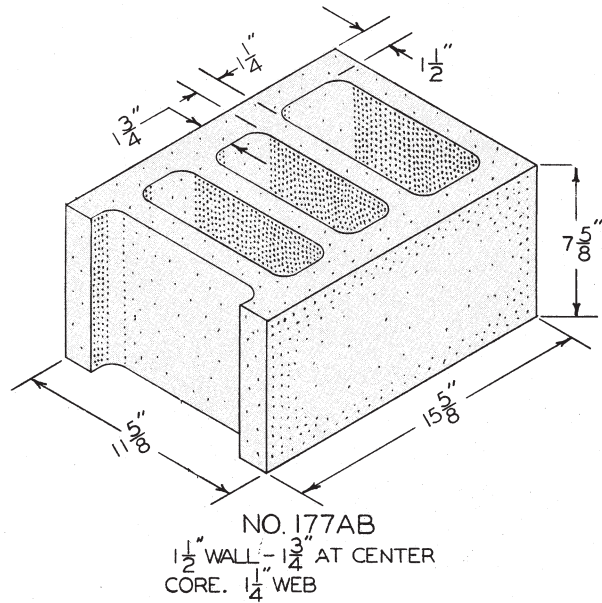
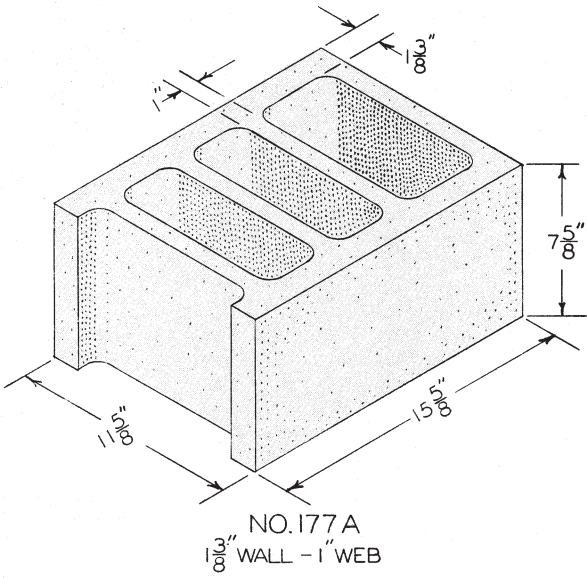
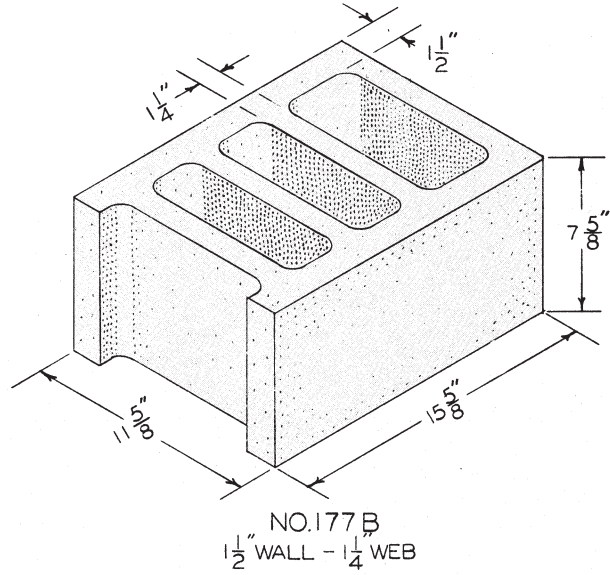
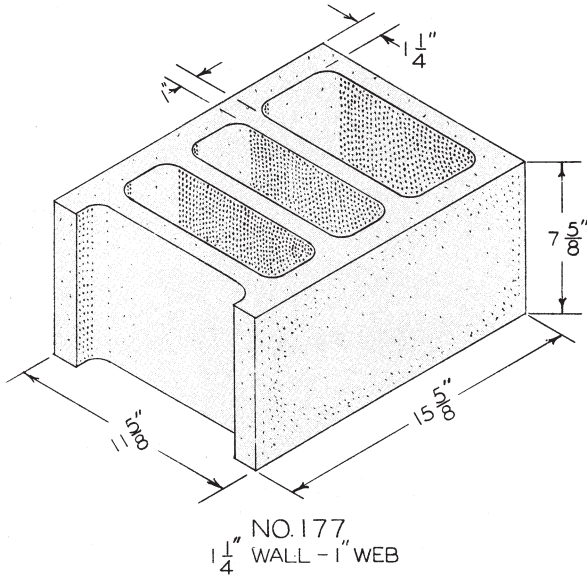
NO. 121 AND 124
HALF BLOCKS
DOUBLE BULL NOSE
(SASH)



NO. 121 X AND 124 X
HALF BLOCKS
DOUBLE FLUSH
DOUBLE BULL NOSE
(SASH)

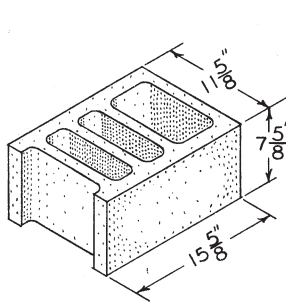
HALF HEIGHTS AVAILABLE

12X8X16 STANDARD THREE CORE BLOCKS

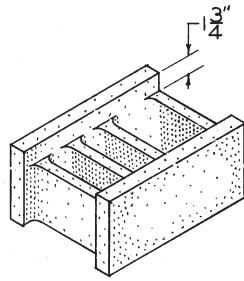


WHEN ORDERING ADD LETTER TO CORRESPONDING NUMBERS TO ASSURE PROPER WALL THICKNESS

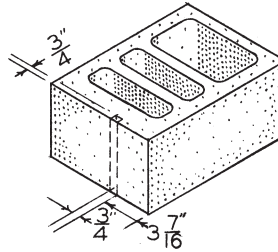
12x8x16 STANDARD THREE CORE BLOCKS



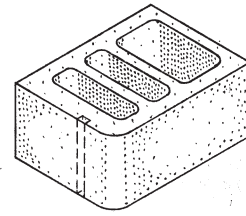
NO. 177
STRETCHER



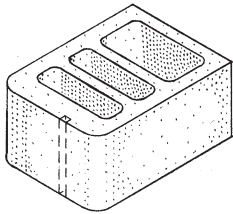
NO. 178
BOND BEAM
(SHOES ONLY)



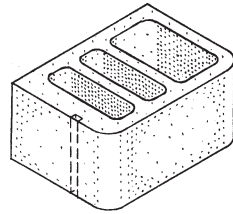
NO. 179
DOUBLE FLUSH
OR SASH



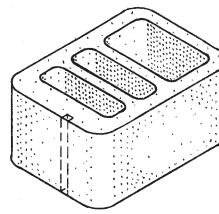
NO. 180
SINGLE BULL NOSE
OR SASH



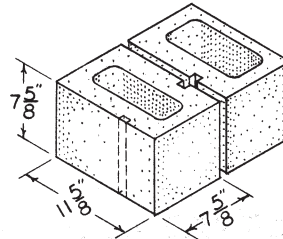
NO. 181
DOUBLE BULL NOSE
OR SASH



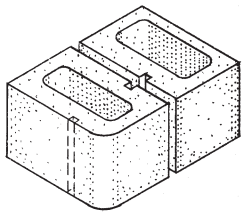
NO. 182
DOUBLE FLUSH
SINGLE BULL NOSE
OR SASH



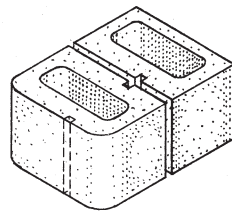
NO. 183
DOUBLE FLUSH
DOUBLE BULL NOSE
OR SASH



NO. 121X AND 185
HALF BLOCKS
DOUBLE FLUSH
OR SASH



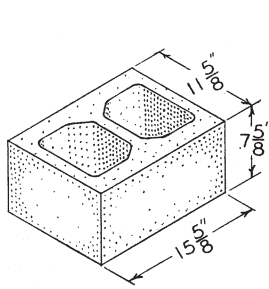
NO. 123X AND 185
HALF BLOCKS
SINGLE BULL NOSE
OR SASH



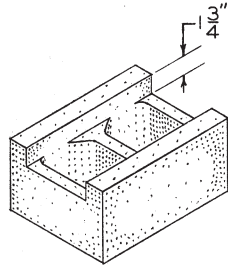
NO. 124X AND 185
HALF BLOCKS
DOUBLE BULL NOSE
OR SASH

HALF HEIGHTS AVAILABLE

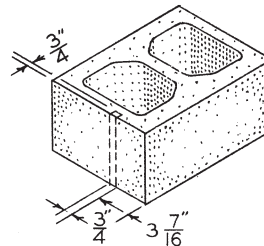
12x8x16 STANDARD TWO CORE BLOCKS



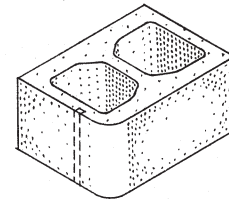
NO. 125A
STRETCHER



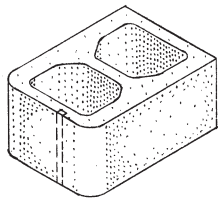
NO. 126XA
BOND BEAM
(SHOES ONLY)



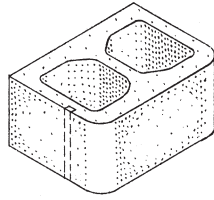
NO. 126A
DOUBLE FLUSH
OR SASH



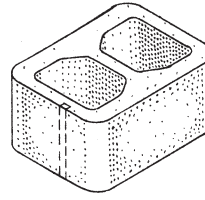
NO. 127A
SINGLE BULL NOSE
OR SASH



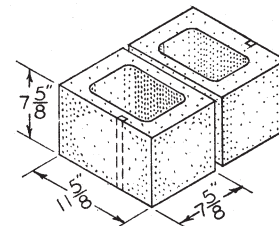
NO. 128A
DOUBLE BULL NOSE
OR SASH



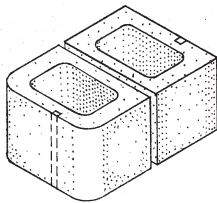
NO. 129A
DOUBLE FLUSH
SINGLE BULL NOSE
OR SASH



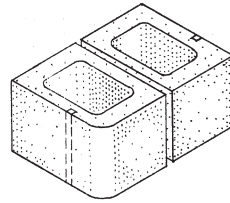
NO. 129XA
DOUBLE FLUSH
DOUBLE BULL NOSE
OR SASH



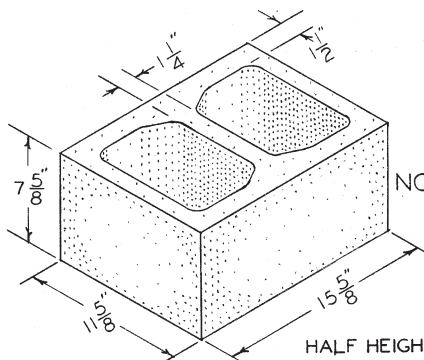
NO. 131A
HALF BLOCK
DOUBLE FLUSH
OR SASH



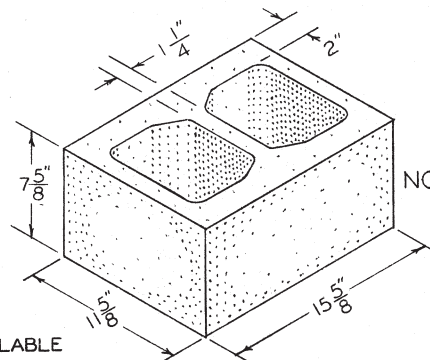
NO. 131A AND 133A
HALF BLOCKS
SINGLE BULL NOSE
OR SASH



NO. 131A AND 134A
HALF BLOCKS
DOUBLE BULL NOSE
OR SASH



NO. 125A

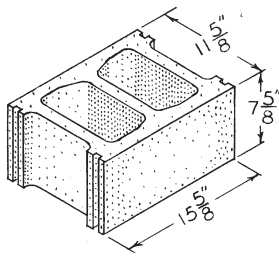


NO. 125B

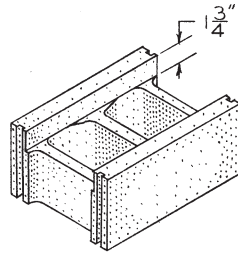
HALF HEIGHTS AVAILABLE

WHEN ORDERING ADD LETTER TO CORRESPONDING
NUMBERS TO ASSURE PROPER WALL THICKNESS

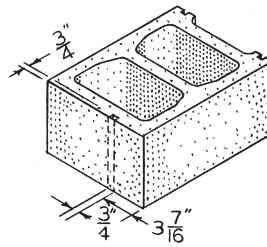
12x8x16 STANDARD TWO CORE BLOCKS



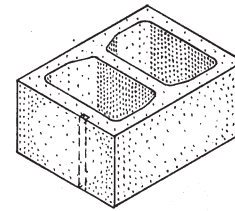
NO. 299
STRETCHER



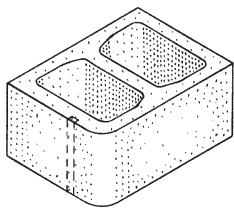
NO. 300
BOND BEAM
(SHOES ONLY)



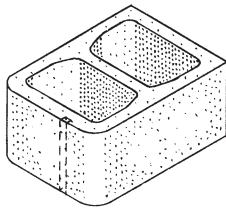
NO. 301
SINGLE FLUSH
OR SASH



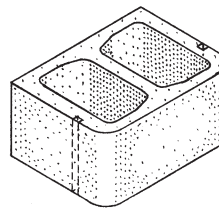
NO. 302
DOUBLE FLUSH
OR SASH



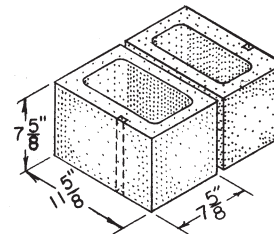
NO. 303
SINGLE BULL NOSE
OR SASH



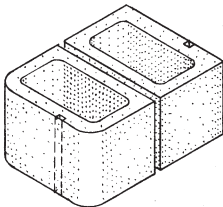
NO. 304
DOUBLE BULL NOSE
OR SASH



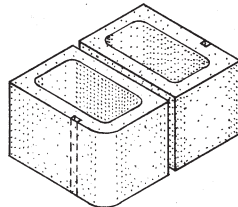
NO. 305
DOUBLE FLUSH
SINGLE BULL NOSE
OR SASH



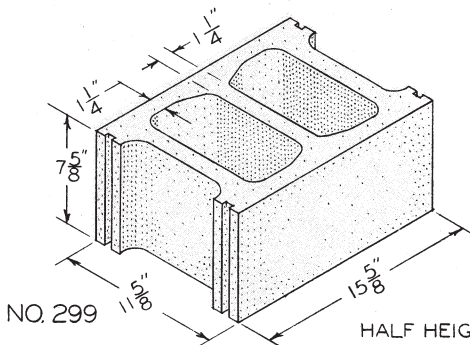
NO. 131
HALF BLOCK
DOUBLE FLUSH
OR SASH



NO. 131 AND 133
HALF BLOCKS
SINGLE BULL NOSE
OR SASH

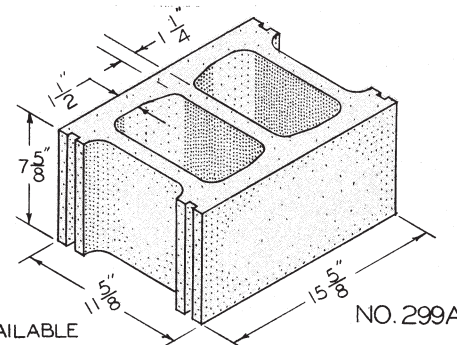


NO. 131 AND 134
HALF BLOCKS
DOUBLE BULL NOSE
OR SASH



NO. 299

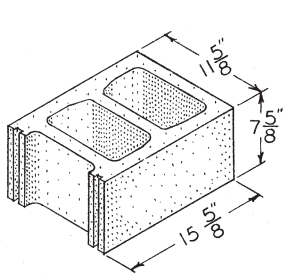
HALF HEIGHTS AVAILABLE



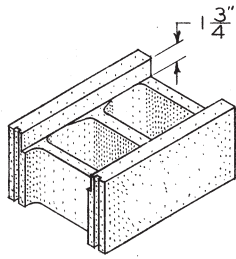
NO. 299A

WHEN ORDERING ADD LETTER TO CORRESPONDING NUMBERS TO ASSURE PROPER WALL THICKNESS

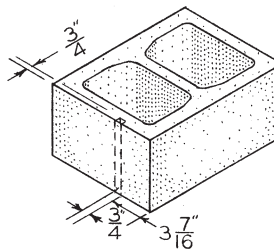
12x8x16 STANDARD TWO CORE BLOCKS



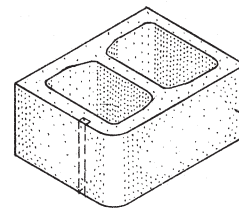
NO. 306
STRETCHER



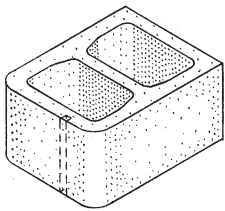
NO. 307
BOND BEAM
(SHOES ONLY)



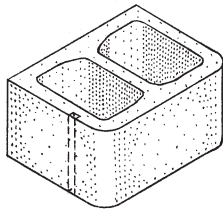
NO. 308
DOUBLE FLUSH
OR SASH



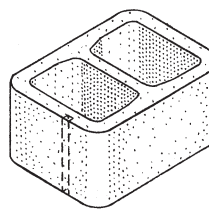
NO. 309
SINGLE BULL NOSE
OR SASH



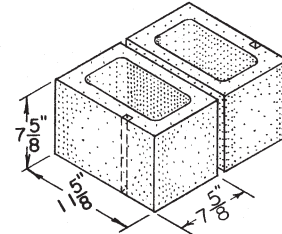
NO. 310
DOUBLE BULL NOSE
OR SASH



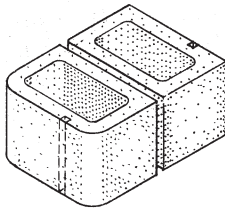
NO. 311
DOUBLE FLUSH
SINGLE BULL NOSE
OR SASH



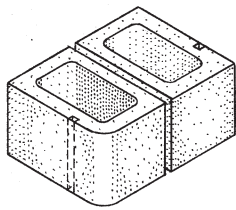
NO. 312
DOUBLE FLUSH
DOUBLE BULL NOSE
OR SASH



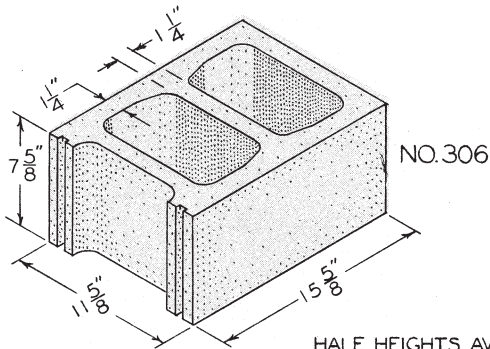
NO. 131
HALF BLOCK
DOUBLE FLUSH
OR SASH



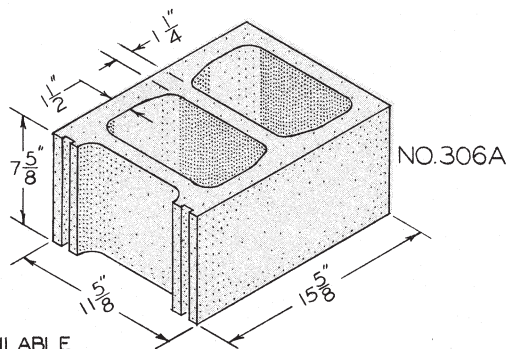
NO. 131 AND 133
HALF BLOCKS
SINGLE BULL NOSE
OR SASH



NO. 131 AND 134
HALF BLOCKS
DOUBLE BULL NOSE
OR SASH



NO. 306

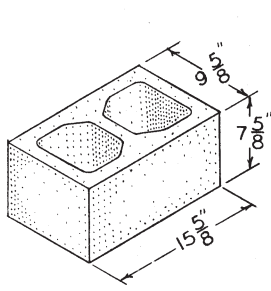


NO. 306A

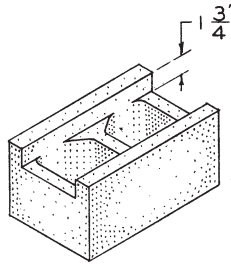
HALF HEIGHTS AVAILABLE

WHEN ORDERING ADD LETTER TO CORRESPONDING
NUMBERS TO ASSURE PROPER WALL THICKNESS

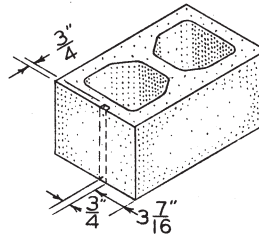
10x8x16 STANDARD TWO CORE BLOCKS



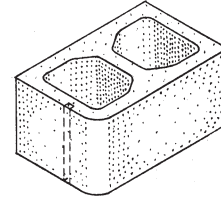
NO. 211
STRETCHER



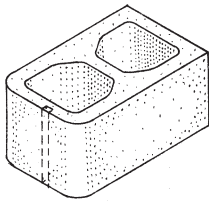
NO. 212
BOND BEAM
(SHOES ONLY)



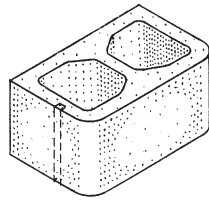
NO. 213
DOUBLE FLUSH
OR SASH



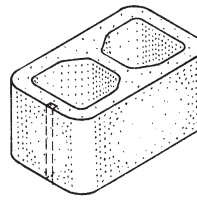
NO. 214
SINGLE BULL NOSE
OR SASH



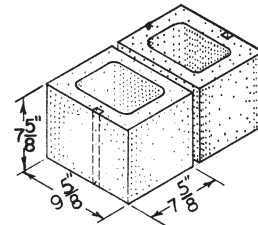
NO. 215
DOUBLE BULL NOSE
OR SASH



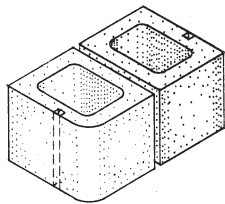
NO. 216
DOUBLE FLUSH
SINGLE BULL NOSE
OR SASH



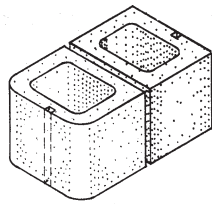
NO. 217
DOUBLE FLUSH
DOUBLE BULL NOSE
OR SASH



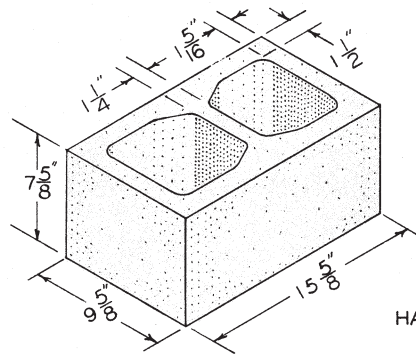
NO. 218A
HALF BLOCK
DOUBLE FLUSH
OR SASH



NO. 218A AND 219A
HALF BLOCKS
SINGLE BULL NOSE
OR SASH

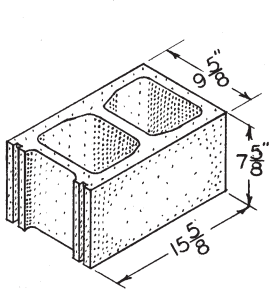


NO. 218A AND 220A
HALF BLOCKS
DOUBLE BULL NOSE
OR SASH

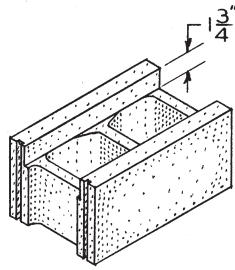


HALF HEIGHTS AVAILABLE

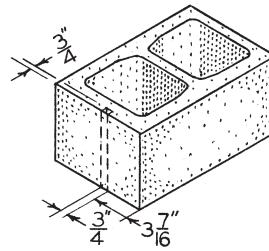
10x8x16 STANDARD TWO CORE BLOCKS



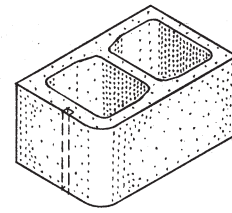
NO. 292
STRETCHER



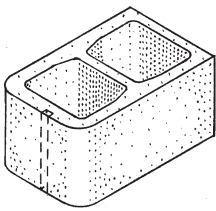
NO. 293
BOND BEAM
(SHOES ONLY)



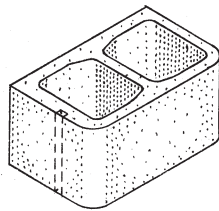
NO. 294
DOUBLE FLUSH
OR SASH



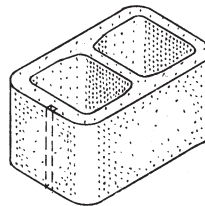
NO. 295
SINGLE BULL NOSE
OR SASH



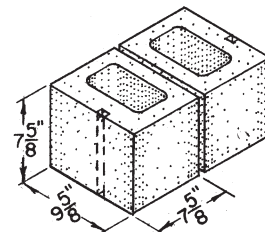
NO. 296
DOUBLE BULL NOSE
OR SASH



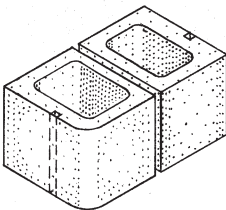
NO. 297
DOUBLE FLUSH
SINGLE BULL NOSE
OR SASH



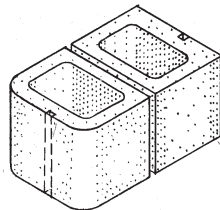
NO. 298
DOUBLE FLUSH
DOUBLE BULL NOSE
OR SASH



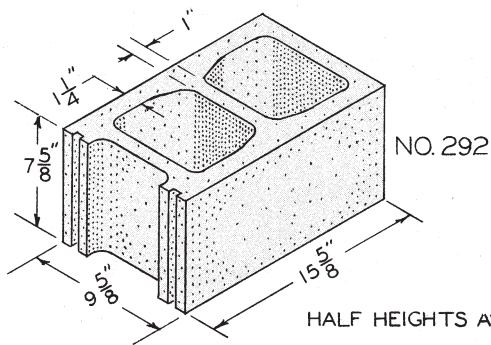
NO. 218
HALF BLOCK
DOUBLE FLUSH
OR SASH



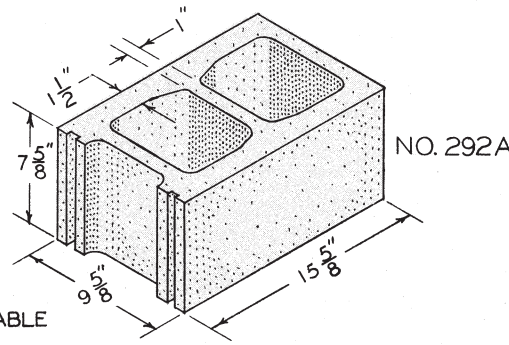
NO. 218 AND 219
HALF BLOCKS
SINGLE BULL NOSE
OR SASH



NO. 218 AND 220
HALF BLOCKS
DOUBLE BULL NOSE
OR SASH



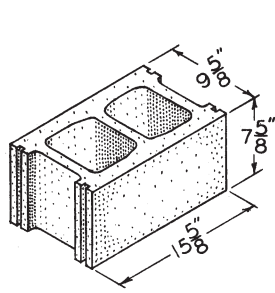
NO. 292



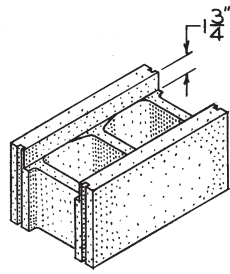
NO. 292A

HALF HEIGHTS AVAILABLE
WHEN ORDERING ADD LETTER TO CORRESPONDING
NUMBERS TO ASSURE PROPER WALL THICKNESS

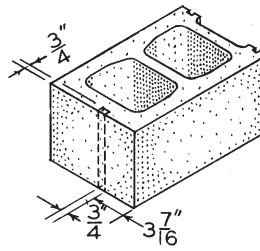
10x8x16 STANDARD TWO CORE BLOCKS



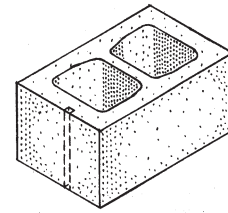
NO. 284
STRETCHER



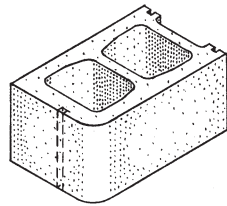
NO. 285
BOND BEAM
(SHOES ONLY)



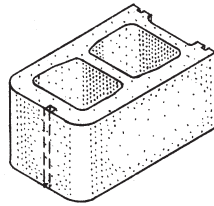
NO. 286
SINGLE FLUSH
OR SASH



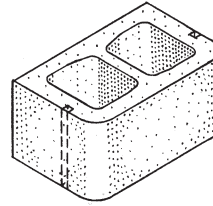
NO. 287
DOUBLE FLUSH
OR SASH



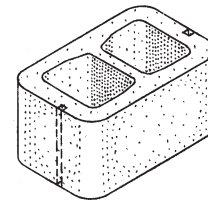
NO. 288
SINGLE BULL NOSE
OR SASH



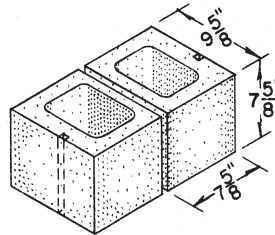
NO. 289
DOUBLE BULL NOSE
OR SASH



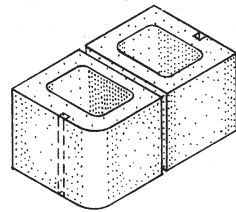
NO. 290
DOUBLE FLUSH
SINGLE BULL NOSE
OR SASH



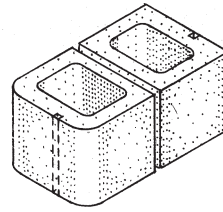
NO. 291
DOUBLE FLUSH
DOUBLE BULL NOSE
OR SASH



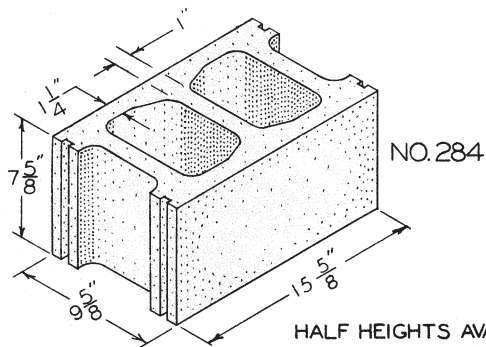
NO. 218
HALF BLOCK
DOUBLE FLUSH
OR SASH



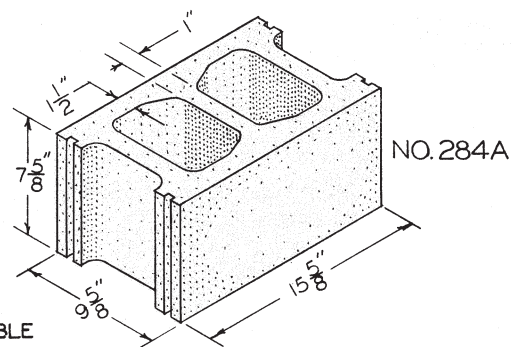
NO. 218 AND 219
HALF BLOCKS
SINGLE BULL NOSE
OR SASH



NO. 218 AND 220
HALF BLOCKS
DOUBLE BULL NOSE
OR SASH



NO. 284

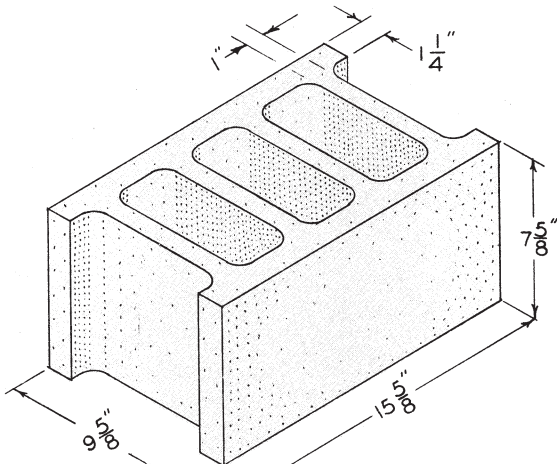


NO. 284A

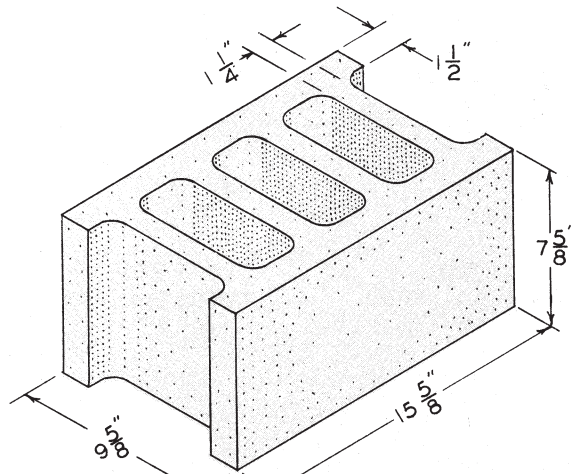
HALF HEIGHTS AVAILABLE

WHEN ORDERING ADD LETTER TO CORRESPONDING
NUMBERS TO ASSURE PROPER WALL THICKNESS

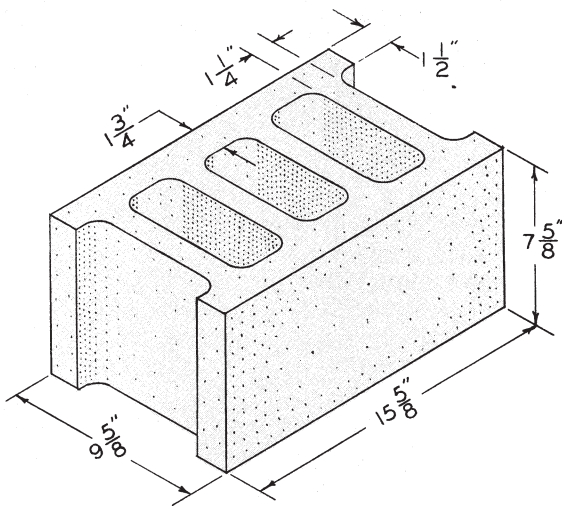
10x8x16 STANDARD THREE CORE BLOCKS



NO. 188
1 1/4" WALL - 1" WEB



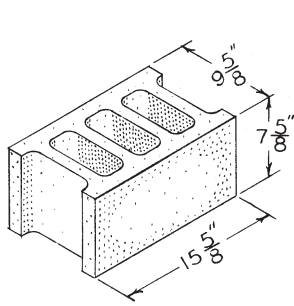
NO. 188A
1 1/2" WALL - 1/4" WEB



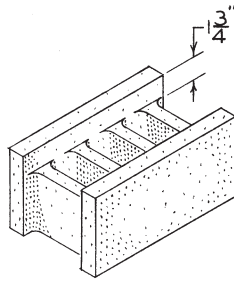
NO. 188AB
1/2" WALL - 3/4" AT CENTER
CORE. 1/4" WEB

WHEN ORDERING ADD LETTER TO CORRESPONDING
NUMBERS TO ASSURE PROPER WALL THICKNESS

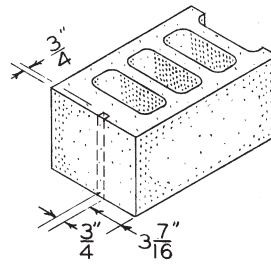
10x8x16 STANDARD THREE CORE BLOCKS



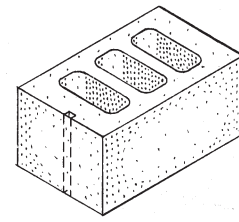
NO. 188
STRETCHER



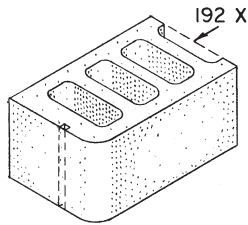
NO. 189
BOND BEAM
(SHOES ONLY)



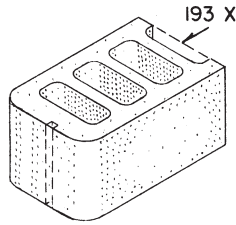
NO. 190
SINGLE FLUSH
OR SASH



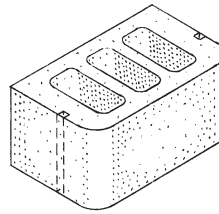
NO. 191
DOUBLE FLUSH
OR SASH



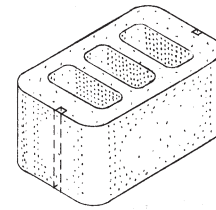
NO. 192 SINGLE FLUSH
SINGLE BULL NOSE
NO. 192 X DOUBLE FLUSH
(SASH)



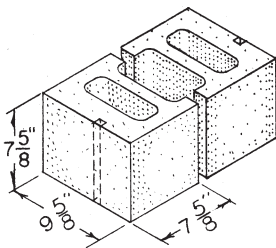
NO. 193 SINGLE FLUSH
DOUBLE BULL NOSE
NO. 193 X DOUBLE FLUSH
(SASH)



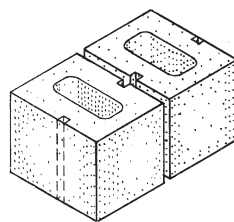
NO. 194
DOUBLE FLUSH
SINGLE BULL NOSE
OR SASH



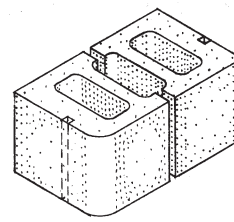
NO. 195
DOUBLE FLUSH
DOUBLE BULL NOSE
OR SASH



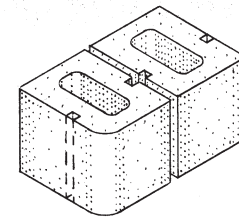
NO. 197
HALF BLOCK
SINGLE FLUSH
OR SASH



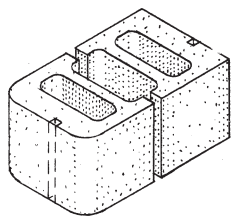
NO. 197X
HALF BLOCK
DOUBLE FLUSH
OR SASH



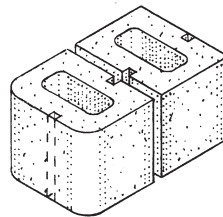
NO. 197 AND 198
HALF BLOCKS
SINGLE BULL NOSE
SINGLE FLUSH
(SASH)



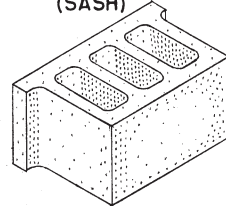
NO. 197X AND 198X
HALF BLOCKS
SINGLE BULL NOSE
DOUBLE FLUSH
(SASH)



NO. 196 AND 197
HALF BLOCKS
DOUBLE BULL NOSE
SINGLE FLUSH
(SASH)



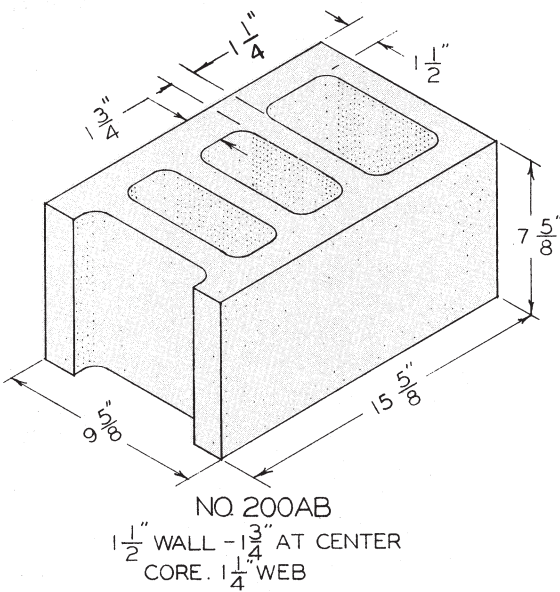
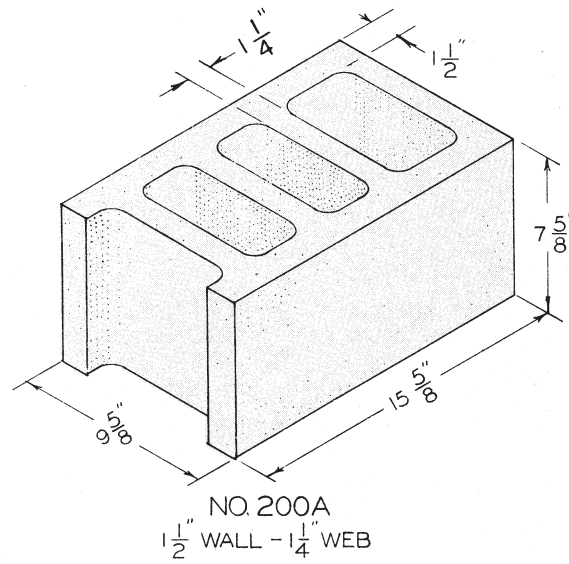
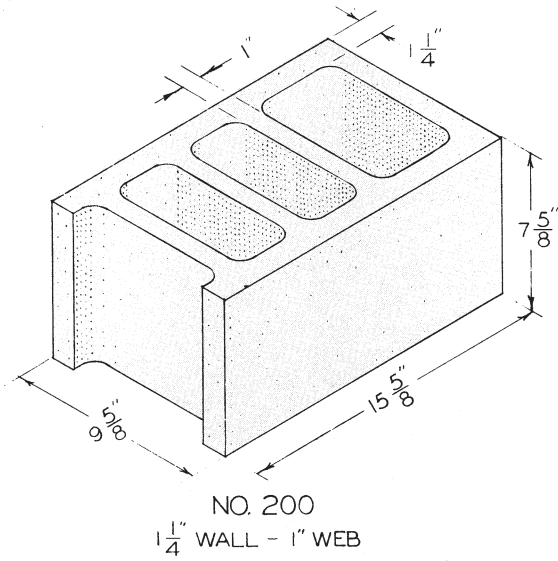
NO. 196X AND 197X
HALF BLOCKS
DOUBLE BULL NOSE
DOUBLE FLUSH
(SASH)



NO. 199
JOIST BLOCK

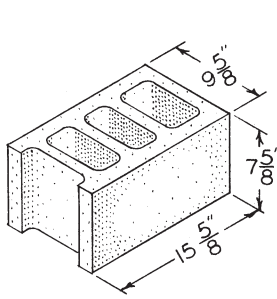
HALF HEIGHTS AVAILABLE

10x8x16 STANDARD THREE CORE BLOCKS

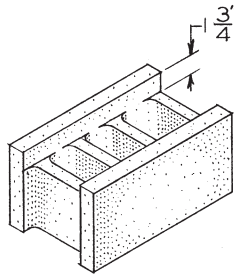


WHEN ORDERING ADD LETTER TO CORRESPONDING
NUMBERS TO ASSURE PROPER WALL THICKNESS

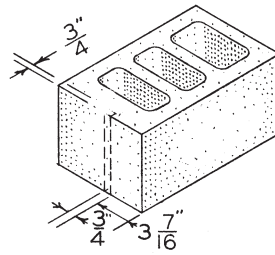
10x8x16 STANDARD THREE CORE BLOCKS



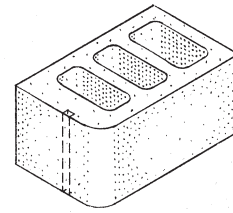
NO. 200
STRETCHER



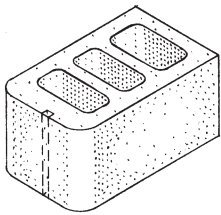
NO. 201
BOND BEAM
(SHOES ONLY)



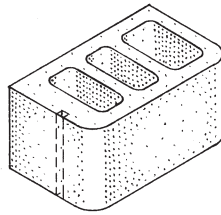
NO. 202
DOUBLE FLUSH
OR SASH



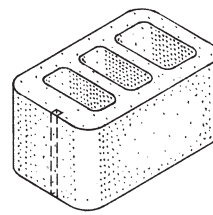
NO. 203
SINGLE BULL NOSE
OR SASH



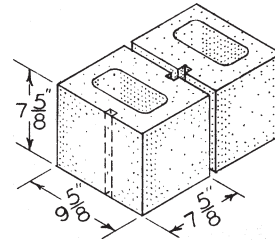
NO. 204
DOUBLE BULL NOSE
OR SASH



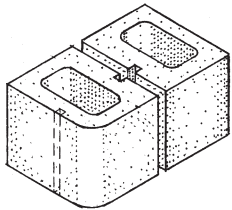
NO. 205
DOUBLE FLUSH
SINGLE BULL NOSE
OR SASH



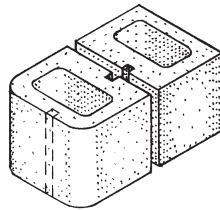
NO. 206
DOUBLE FLUSH
DOUBLE BULL NOSE
OR SASH



NO. 197X AND 208
HALF BLOCKS
DOUBLE FLUSH
OR SASH



NO. 198X AND 208
HALF BLOCKS
SINGLE BULL NOSE
OR SASH

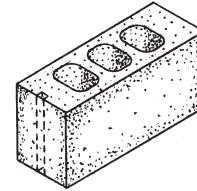
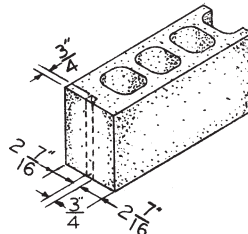
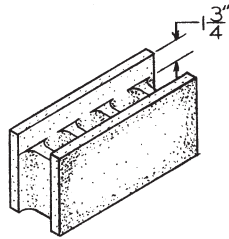
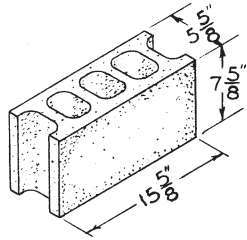
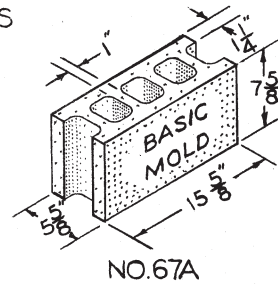
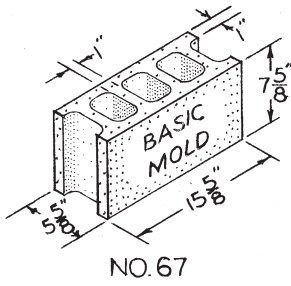


NO. 196X AND 208
HALF BLOCKS
DOUBLE BULL NOSE
OR SASH

HALF HEIGHTS AVAILABLE

6X8X16 STANDARD THREE CORE BLOCKS

WHEN ORDERING ADD LETTER TO CORRESPONDING NUMBERS TO ASSURE PROPER WALL THICKNESS

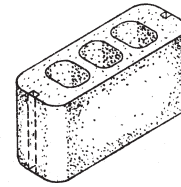
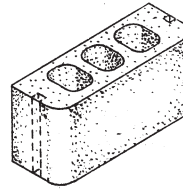
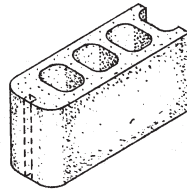
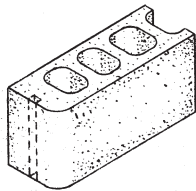


NO. 67
STRETCHER

NO. 68
BOND BEAM
(SHOES ONLY)

NO. 69
SINGLE FLUSH
OR SASH

NO. 70
DOUBLE FLUSH
OR SASH

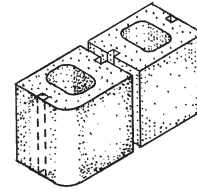
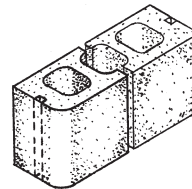
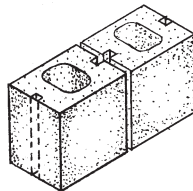
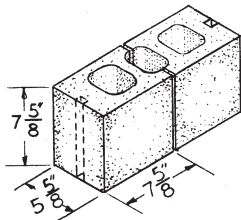


NO. 71
SINGLE BULL NOSE
OR SASH

NO. 72
DOUBLE BULL NOSE
OR SASH

NO. 73
DOUBLE FLUSH
SINGLE BULL NOSE
OR SASH

NO. 73X
DOUBLE FLUSH
DOUBLE BULL NOSE
OR SASH

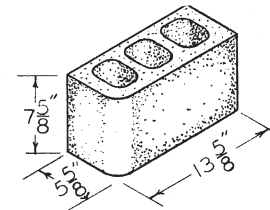
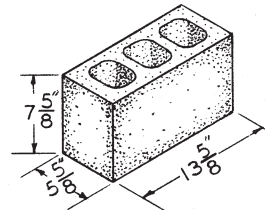
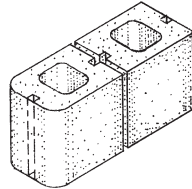
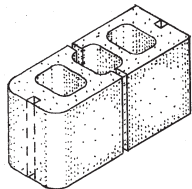


NO. 74
HALF BLOCK
SINGLE FLUSH
OR SASH

NO. 74X
HALF BLOCK
DOUBLE FLUSH
OR SASH

NO. 74 AND 76
HALF BLOCKS
SINGLE BULL NOSE
OR SASH

NO. 74X AND 76X
HALF BLOCKS
SINGLE BULL NOSE
OR SASH



NO. 74 AND 77
HALF BLOCKS
DOUBLE BULL NOSE
(SASH)

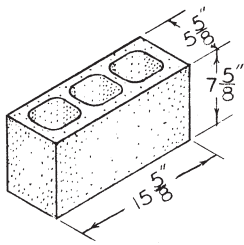
NO. 74X AND 77X
HALF BLOCKS
DOUBLE BULL NOSE
(SASH)

NO. 78
CORNER BLOCK

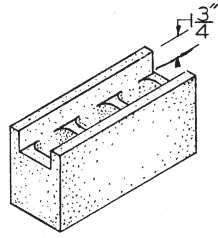
NO. 78X
SINGLE BULL NOSE
CORNER BLOCK
(HEAD REQUIRED)

HALF HEIGHTS AVAILABLE

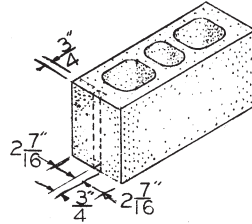
6X8X16 STANDARD THREE CORE BLOCKS
1" WALL-1" WEB



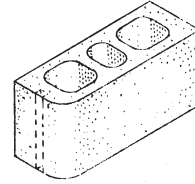
NO. 79
STRETCHER
AND
CORNER



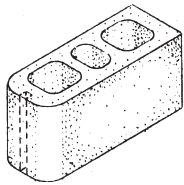
NO. 80
BOND BEAM
(SHOES ONLY)



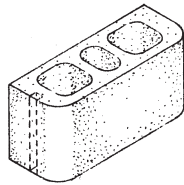
NO. 81
DOUBLE FLUSH
OR SASH



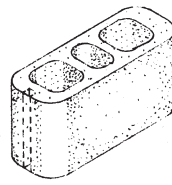
NO. 82
SINGLE BULL NOSE
OR SASH



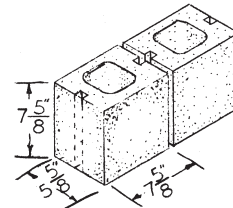
NO. 83
DOUBLE BULL NOSE
OR SASH



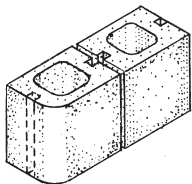
NO. 84
DOUBLE FLUSH
SINGLE BULL NOSE
OR SASH



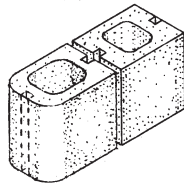
NO. 84A
DOUBLE FLUSH
DOUBLE BULL NOSE
OR SASH



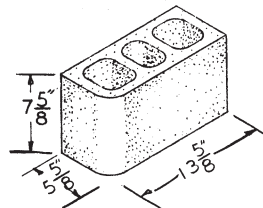
NO. 85
HALF BLOCK
DOUBLE FLUSH
OR SASH



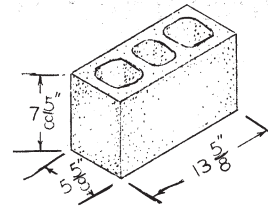
NO. 85 AND 87
HALF BLOCKS
SINGLE BULL NOSE
OR SASH



NO. 85 AND 88
HALF BLOCKS
DOUBLE BULL NOSE
OR SASH

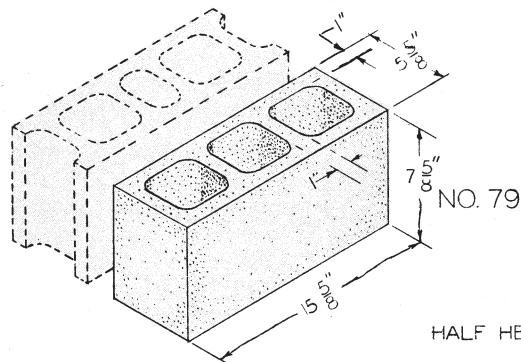


NO. 89
SINGLE BULL NOSE
CORNER BLOCK
(HEAD REQUIRED)



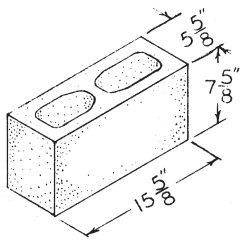
NO. 90
CORNER BLOCK

NO. 67 SPECIAL
USED WITH NO. 79 TO
MAKE FRACTIONALS

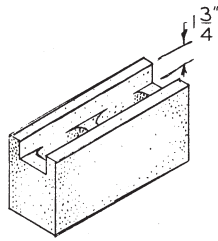


HALF HEIGHTS AVAILABLE

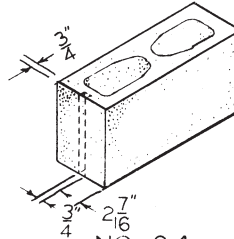
6x8x16 STANDARD TWO CORE BLOCKS



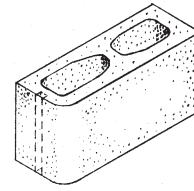
NO. 91
STRETCHER



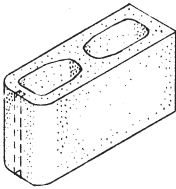
NO. 92
BOND BEAM
(SHOES ONLY)



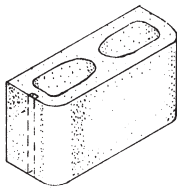
NO. 94
DOUBLE FLUSH
OR SASH



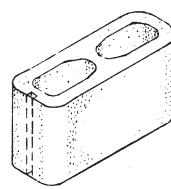
NO. 95
SINGLE BULL NOSE
OR SASH



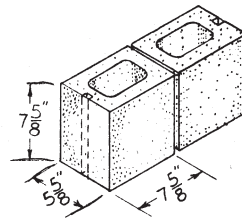
NO. 96
DOUBLE BULL NOSE
OR SASH



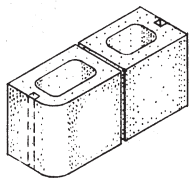
NO. 97
DOUBLE FLUSH
SINGLE BULL NOSE
OR SASH



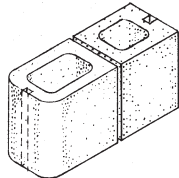
NO. 97A
DOUBLE FLUSH
DOUBLE BULL NOSE
OR SASH



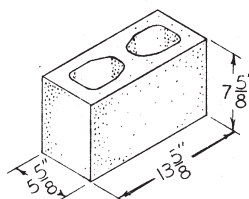
NO. 98
HALF BLOCK
DOUBLE FLUSH
OR SASH



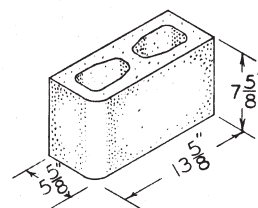
NO. 98 AND 100
HALF BLOCKS
SINGLE BULL NOSE
OR SASH



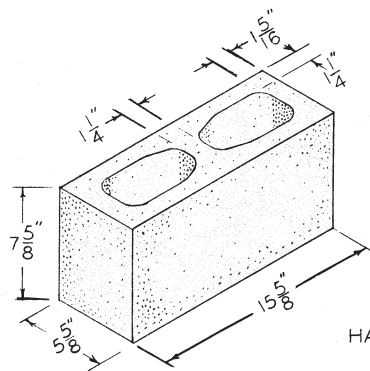
NO. 98 AND 101
HALF BLOCKS
DOUBLE BULL NOSE
OR SASH



NO. 102
CORNER BLOCK

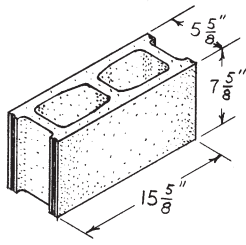


NO. 103
SINGLE BULL NOSE
CORNER BLOCK
(HEAD REQUIRED)

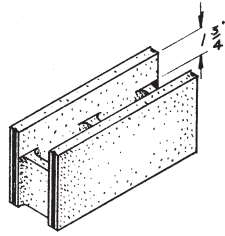


HALF HEIGHTS AVAILABLE

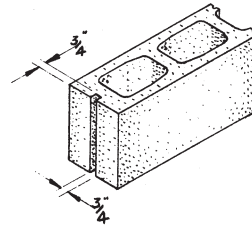
6x8x16 STANDARD TWO CORE BLOCKS



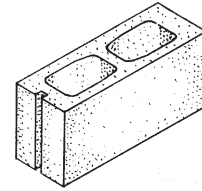
NO. 265
STRETCHER



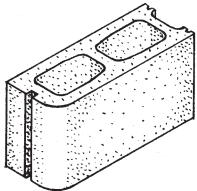
NO. 266
BOND BEAM
(SHOES ONLY)



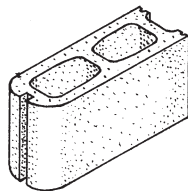
NO. 267
SINGLE FLUSH
OR SASH



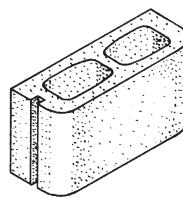
NO. 268
DOUBLE FLUSH
OR SASH



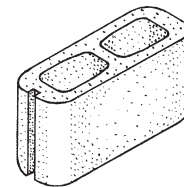
NO. 269
SINGLE BULL NOSE
OR SASH



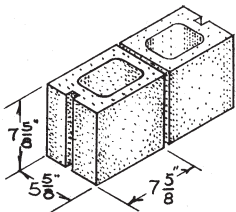
NO. 270
DOUBLE BULL NOSE
OR SASH



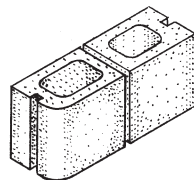
NO. 271
DOUBLE FLUSH
SINGLE BULL NOSE
OR SASH



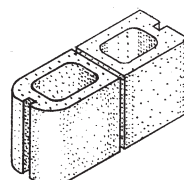
NO. 272
DOUBLE FLUSH
DOUBLE BULL NOSE
OR SASH



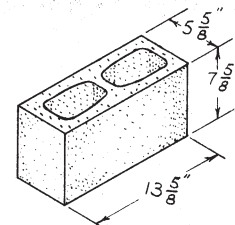
NO. 273
HALF BLOCK
DOUBLE FLUSH
OR SASH



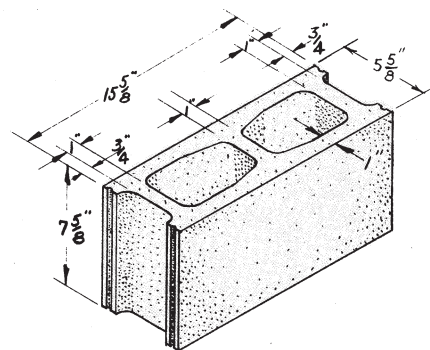
NO. 273 AND 274
HALF BLOCKS
SINGLE BULL NOSE
OR SASH



NO. 273 AND 275
HALF BLOCKS
DOUBLE BULL NOSE
OR SASH

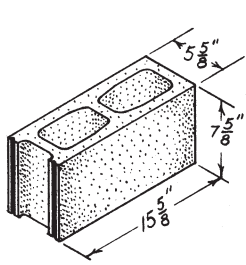


NO. 276
DOUBLE FLUSH
CORNER

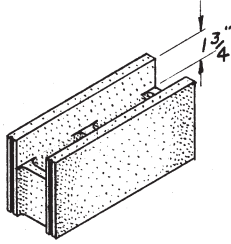


HALF HEIGHTS AVAILABLE

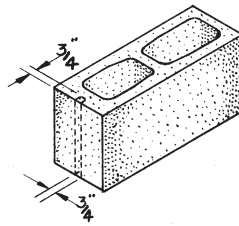
6x8x16 STANDARD TWO CORE BLOCKS



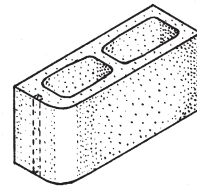
NO. 277
STRETCHER



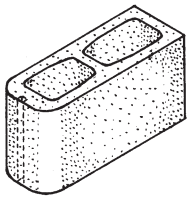
NO. 278
BOND BEAM
(SHOES ONLY)



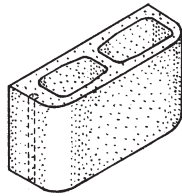
NO. 279
DOUBLE FLUSH
OR SASH



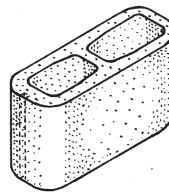
NO. 280
SINGLE BULL NOSE
OR SASH



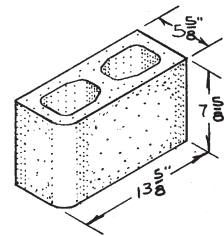
NO. 281
DOUBLE BULL NOSE
OR SASH



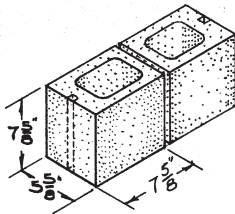
NO. 282
DOUBLE FLUSH
SINGLE BULL NOSE
OR SASH



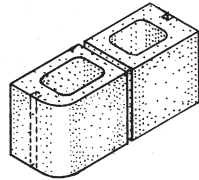
NO. 283
DOUBLE FLUSH
DOUBLE BULL NOSE
OR SASH



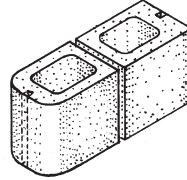
NO. 503
SINGLE BULL NOSE
CORNER BLOCK



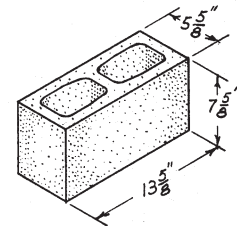
NO. 273
HALF BLOCK
DOUBLE FLUSH
OR SASH



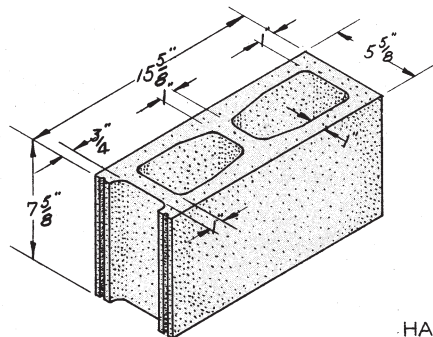
NO. 273 AND 274
HALF BLOCKS
SINGLE BULL NOSE
OR SASH



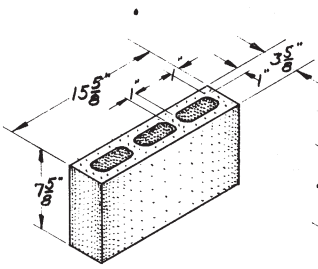
NO. 273 AND 275
HALF BLOCKS
DOUBLE BULL NOSE
OR SASH



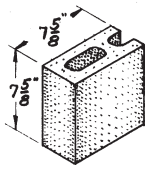
NO. 276
DOUBLE FLUSH
CORNER



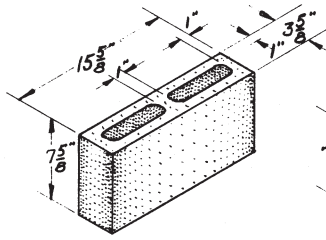
HALF HEIGHTS AVAILABLE



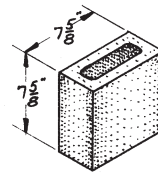
NO. 161A
4-3 CORE
PARTITION



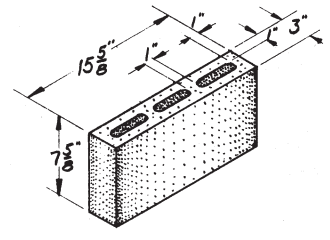
NO. 163A
PARTITION
HALF



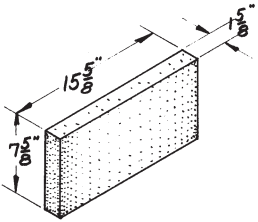
NO. 161B
4-2 CORE
PARTITION



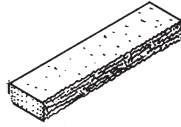
NO. 163B
PARTITION
HALF



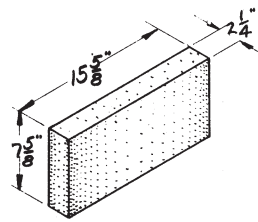
NO. 174
3-3 CORE
PARTITION



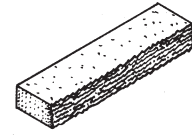
NO. 162
PATIO BLOCK



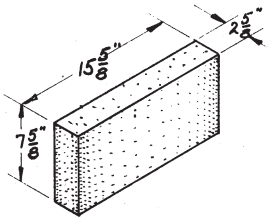
NO. 162
SPLIT



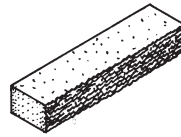
NO. 246
CAPPING BLOCK



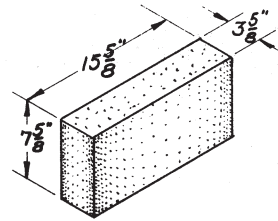
NO. 246
SPLIT



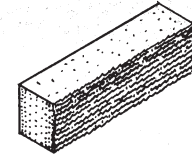
NO. 175
CAPPING BLOCK



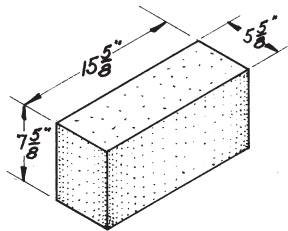
NO. 175
SPLIT



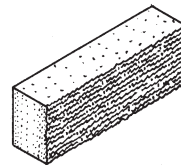
NO. 160
CAPPING BLOCK



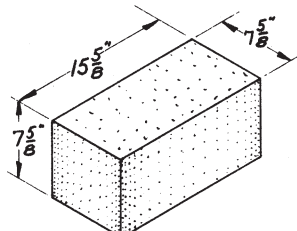
NO. 160
SPLIT



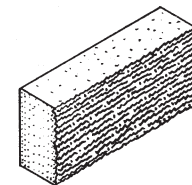
NO. 64
CAPPING BLOCK



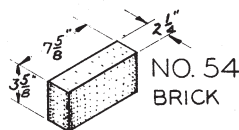
NO. 64
SPLIT



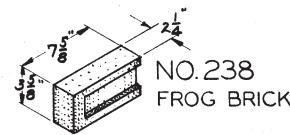
NO. 65
CAPPING BLOCK



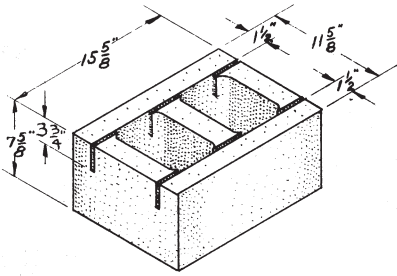
NO. 65
SPLIT



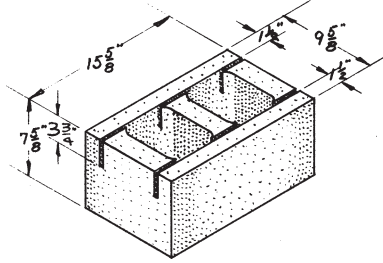
NO. 54
BRICK



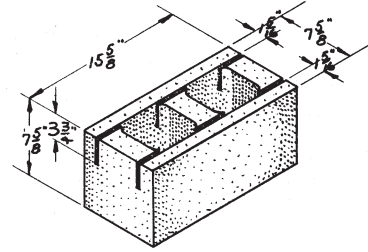
NO. 238
FROG BRICK



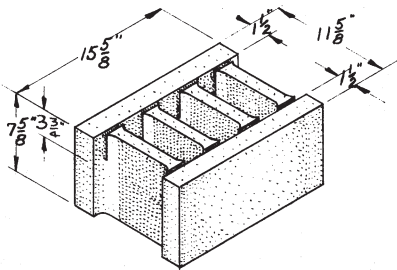
NO. 104
12" KNOCKOUT
BOND BEAM



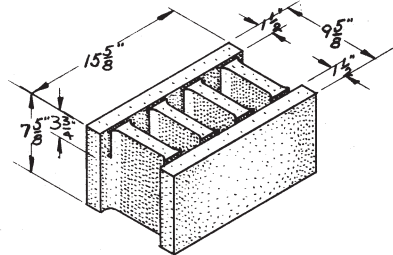
NO. 105
10" KNOCKOUT
BOND BEAM



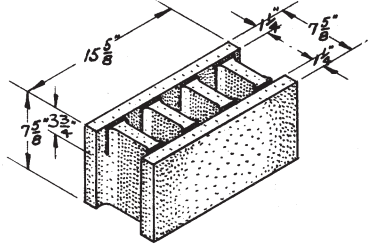
NO. 106
8" KNOCKOUT
BOND BEAM



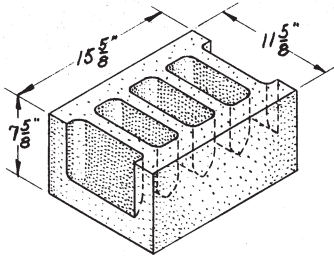
NO. 132
12" KNOCKOUT
BOND BEAM



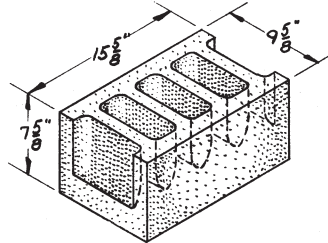
NO. 122
10" KNOCKOUT
BOND BEAM



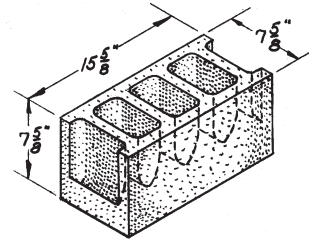
NO. 233
8" KNOCKOUT
BOND BEAM



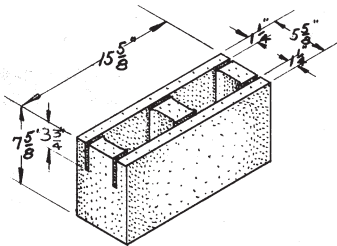
NO. 108
12" CAPPING BLOCK



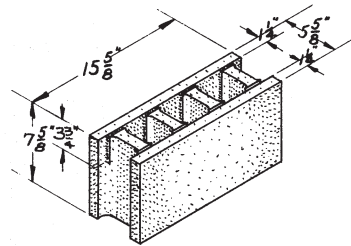
NO. 109
10" CAPPING BLOCK



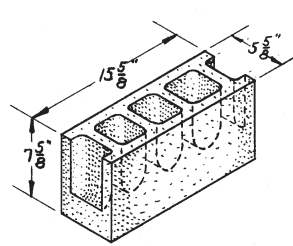
NO. 232
8" CAPPING BLOCK



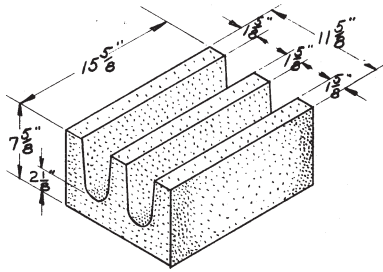
NO. 107
6" KNOCKOUT
BOND BEAM



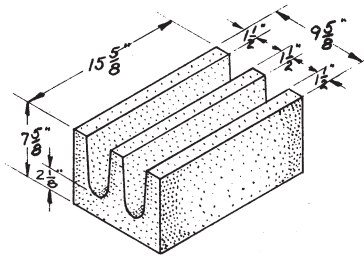
NO. 99
6" KNOCKOUT
BOND BEAM



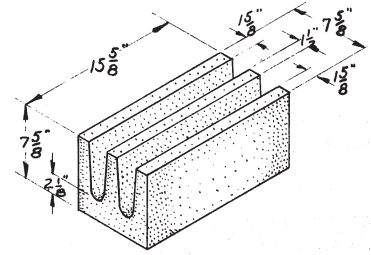
NO. 110
6" CAPPING BLOCK



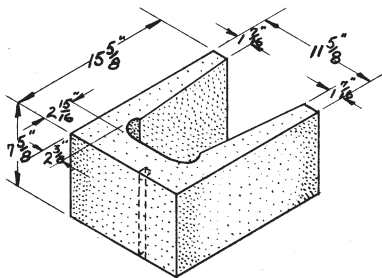
NO. 111
12" BOND BEAM



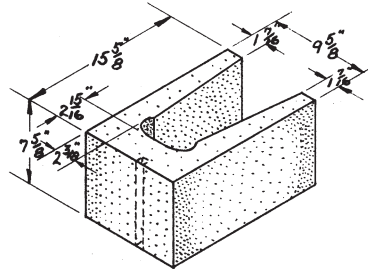
NO. 112
10" BOND BEAM



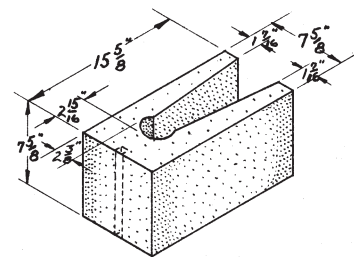
NO. 113
8" BOND BEAM



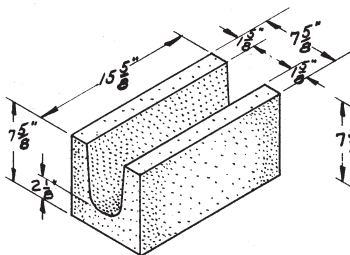
NO. 34
12" LINTEL



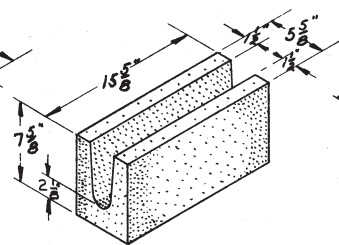
NO. 35
10" LINTEL



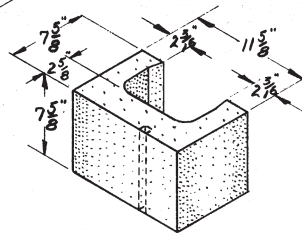
NO. 21
8" LINTEL



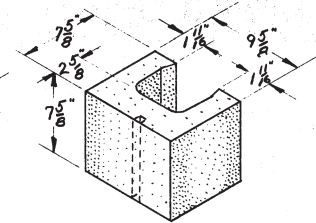
NO. 239
8" BOND BEAM



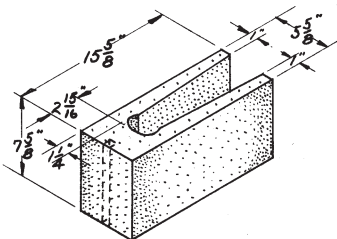
NO. 114
6" BOND BEAM



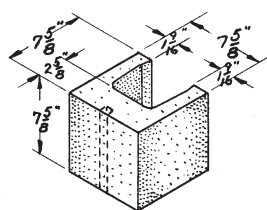
NO. 36
12" LINTEL



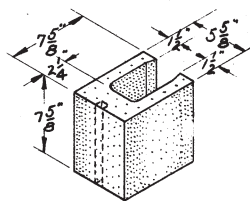
NO. 37
10" LINTEL



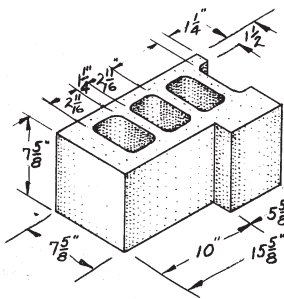
NO. 38
6" LINTEL



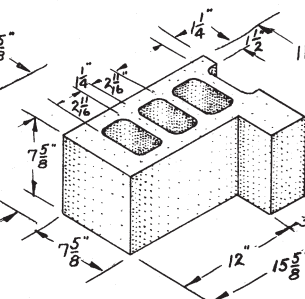
NO. 12
8" LINTEL



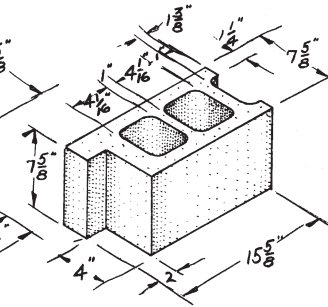
NO. 39
6" LINTEL



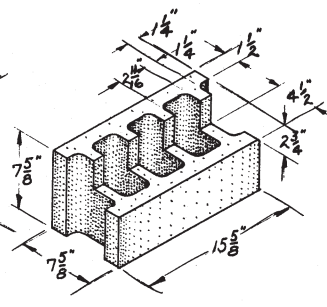
NO. 243
10" L CORNER



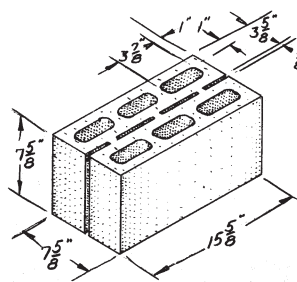
NO. 244
12" L CORNER



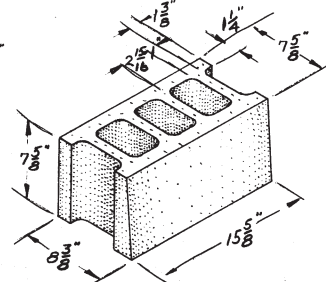
NO. 66
JOIST



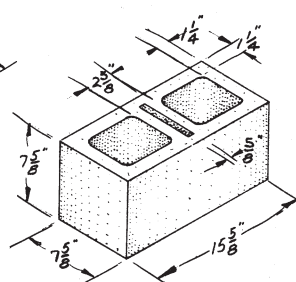
NO. 234
HEADER



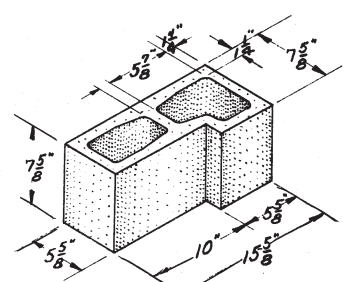
NO. 231
QUADRA WALL



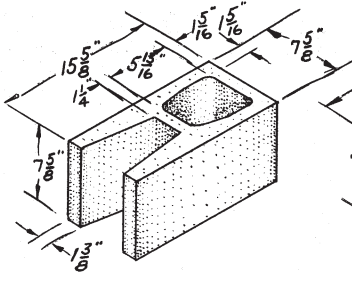
NO. 245
BEVEL SIDING



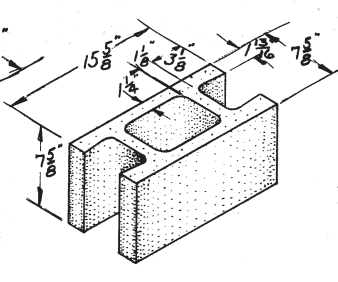
NO. 264
8-8-16 BREAK



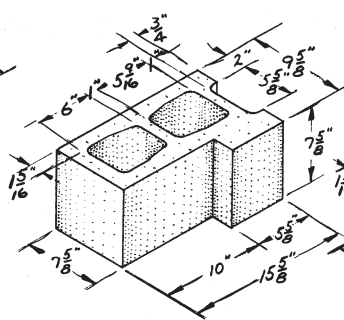
NO. 50
6" L CORNER



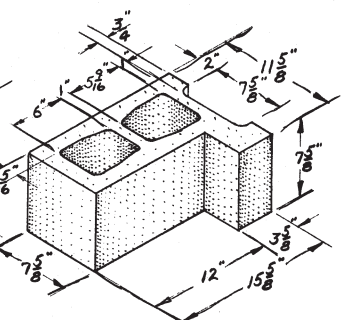
NO. 51
PLUMBING BLOCK



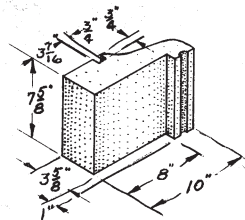
NO. 52
4" FENCE PILASTER



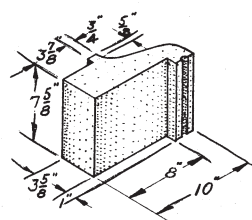
NO. 53
10" L CORNER



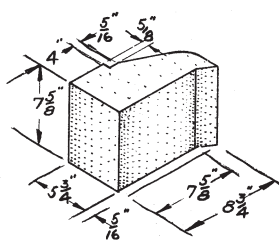
NO. 55
12" L CORNER



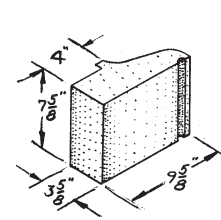
NO. 33
SILL



NO. 248
SILL

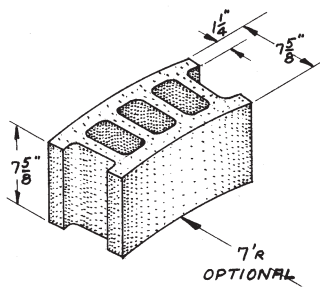


NO. 249
SILL

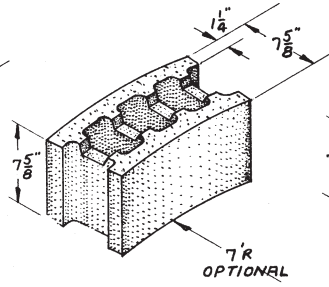


NO. 56
SILL

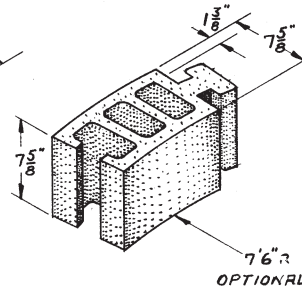
SILO BLOCKS



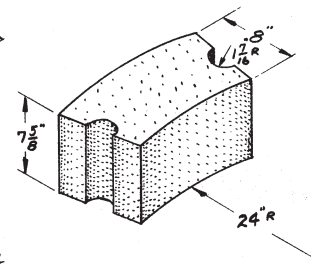
NO. 172



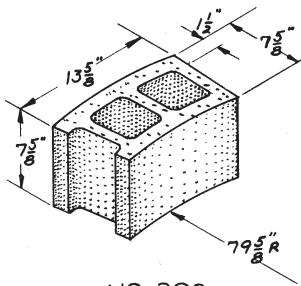
NO. 173



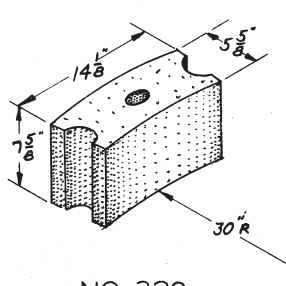
NO. 325



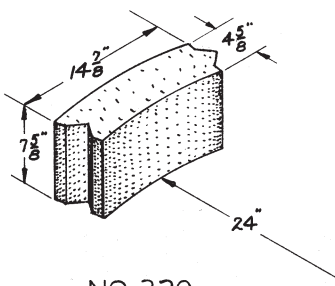
NO. 326



NO. 328

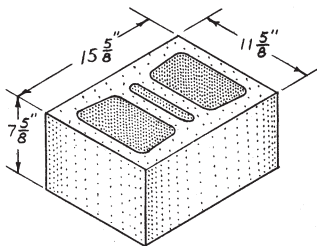


NO. 329

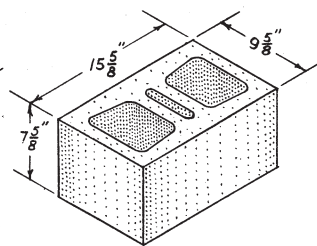


NO. 330

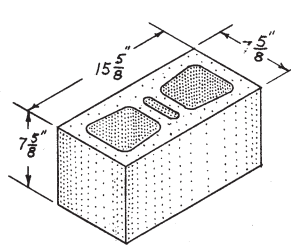
REGULAR AND HALF BREAKING UNIT



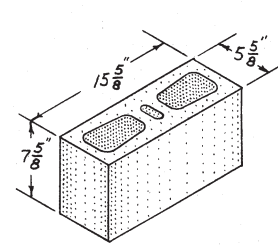
NO. 334



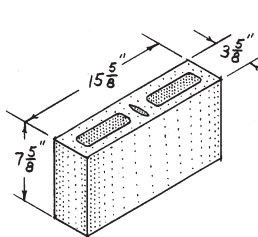
NO. 335



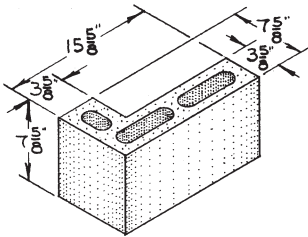
NO. 336



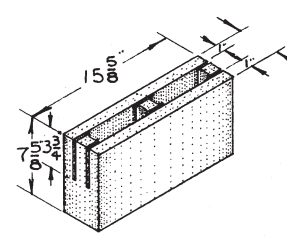
NO. 337



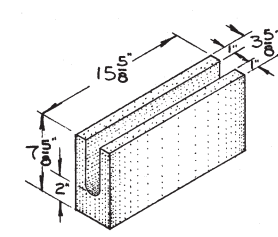
NO. 338



4" L CORNER
NO. 446

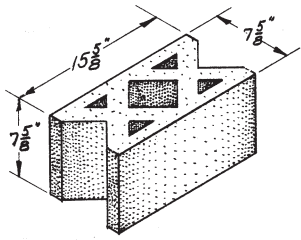


4" KNOCKOUT BOND BEAM
NO. 447

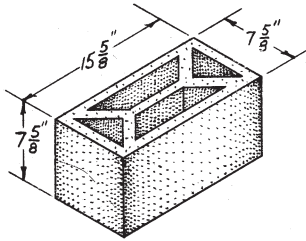


4" BOND BEAM
NO. 448

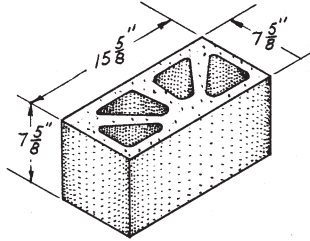
ORNAMENTAL BLOCKS



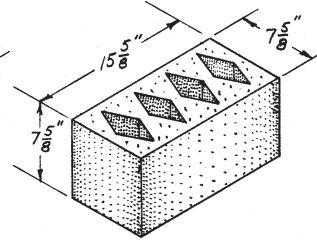
NO. 313
CROSS DIAMOND



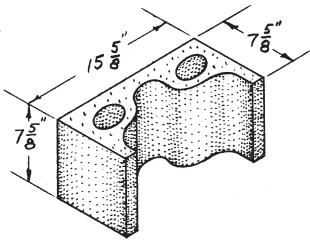
NO. 314
DOUBLE TRIANGLE



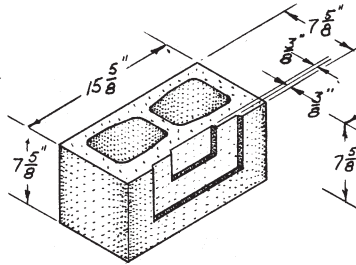
NO. 315
SUNBURST



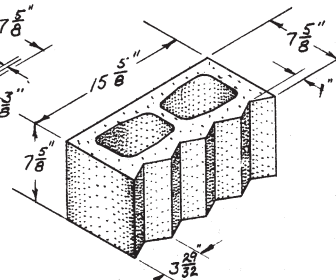
NO. 316
DIAMOND



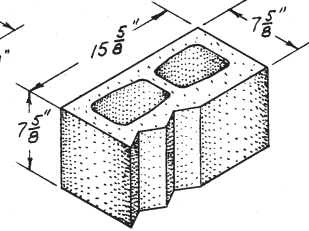
NO. 317
CLOVER



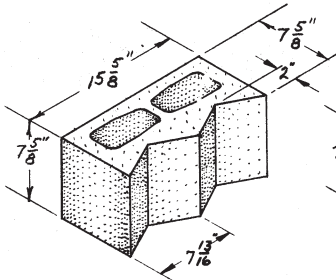
NO. 318
RECESSED SQUARE



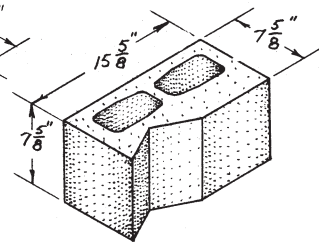
NO. 319
FLUTED



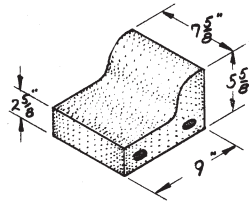
NO. 320
HALF FLUTED



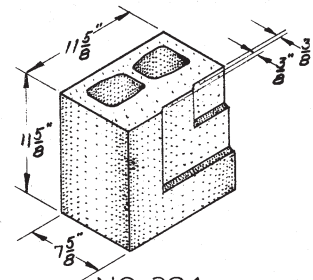
NO. 321
FLUTED



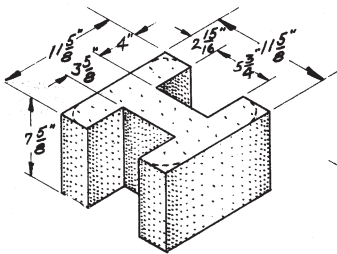
NO. 322
HALF FLUTED



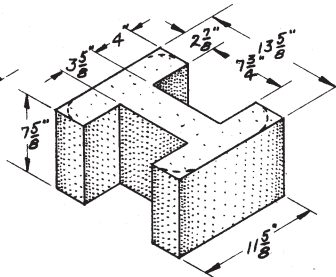
NO. 323
LAWN CURB



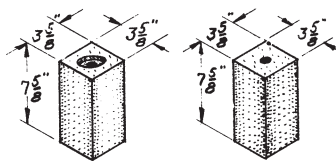
NO. 324
RECESSED SQUARE



NO. 250
6" FENCE PILASTER



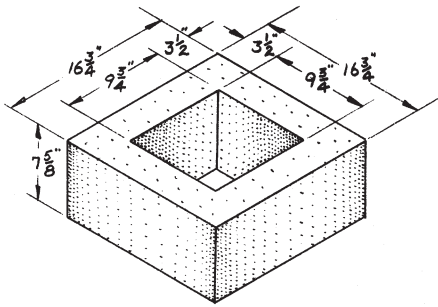
NO. 251
8" FENCE PILASTER



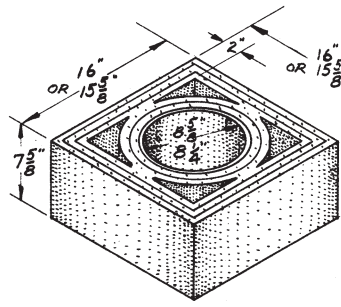
NO. 253 NO. 252
FENCE POSTS



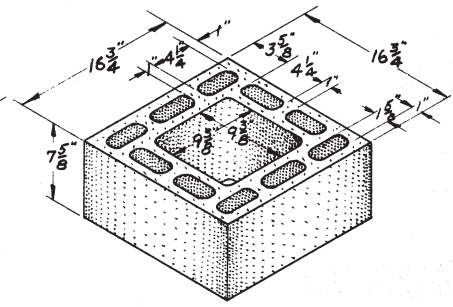
HALF HEIGHTS AVAILABLE



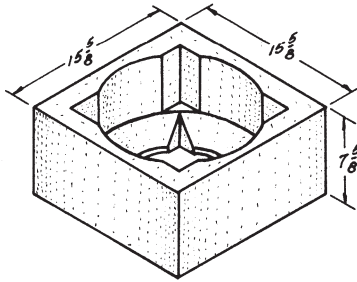
NO. 167
CHIMNEY



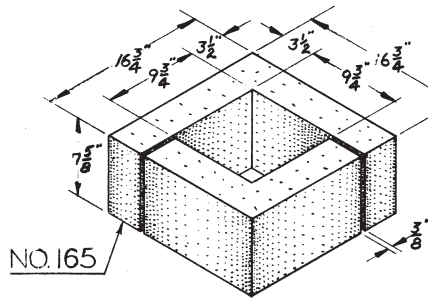
NO. 171
CHIMNEY



NO. 240
CHIMNEY

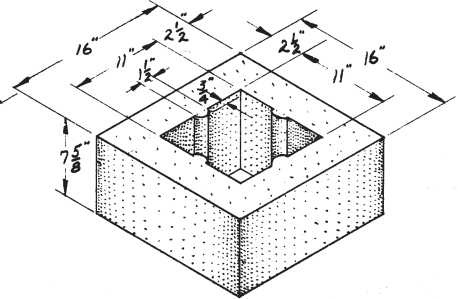


NO. 241
CHIMNEY

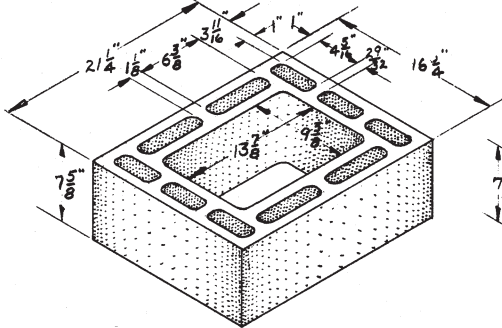


NO. 165

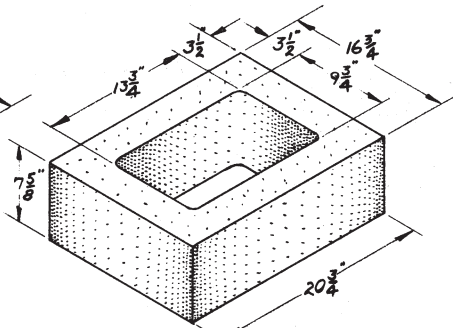
NO. 166
CHIMNEY



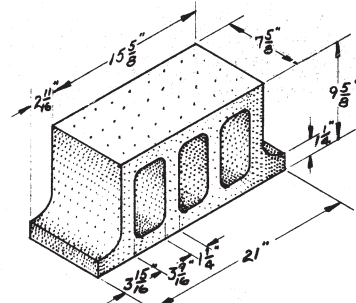
NO. 57
CHIMNEY



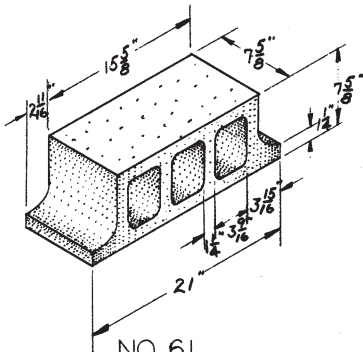
NO. 58
CHIMNEY



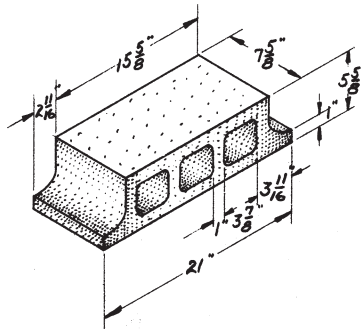
NO. 59
CHIMNEY



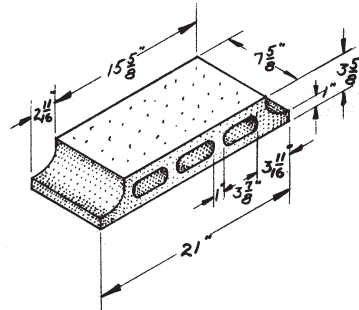
NO. 60
SOFFIT



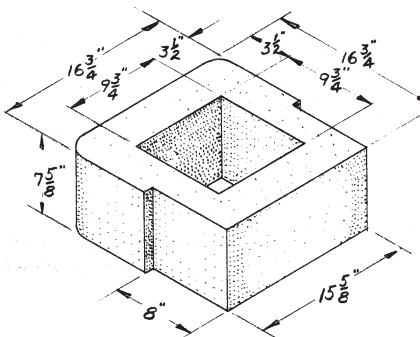
NO. 61
SOFFIT



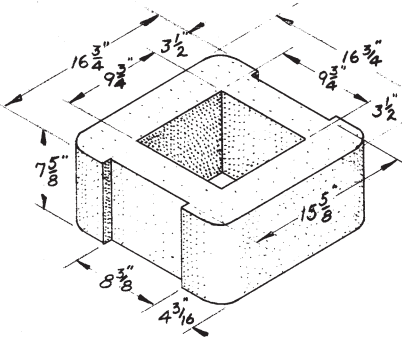
NO. 62
SOFFIT



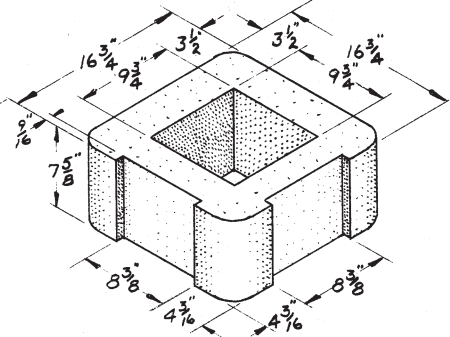
NO. 63
SOFFIT



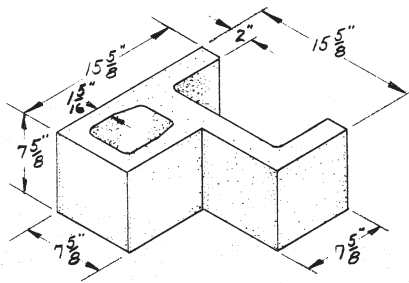
NO. 169
PILASTER



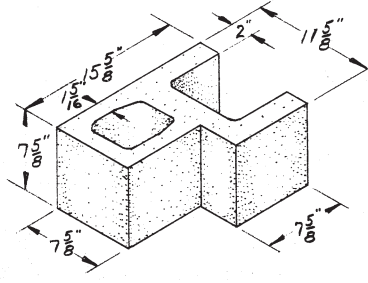
NO. 168
PILASTER



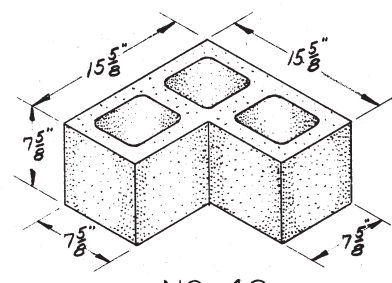
NO. 170
CORNER PILASTER



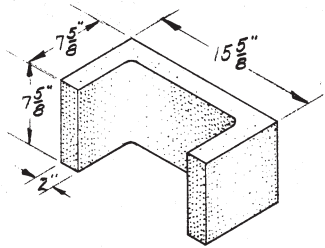
NO. 40
H PILASTER



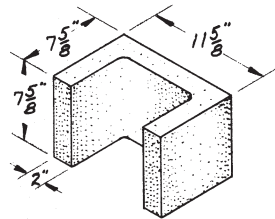
NO. 41
BANJO PILASTER



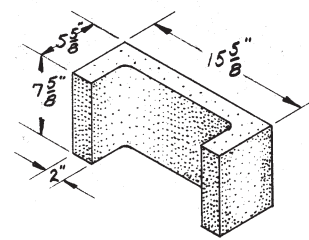
NO. 42
H PILASTER



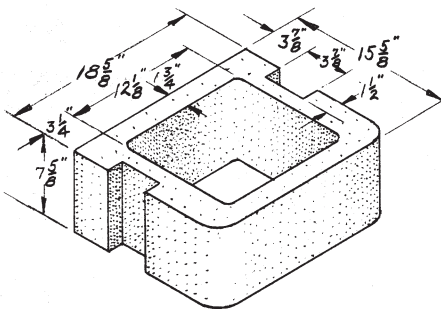
NO. 43
C PILASTER



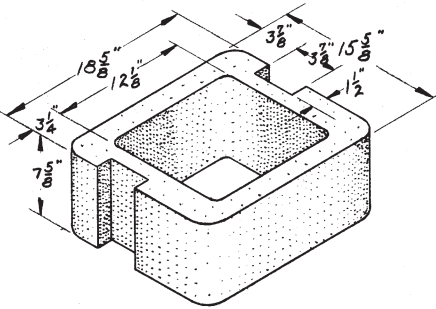
NO. 44
C PILASTER



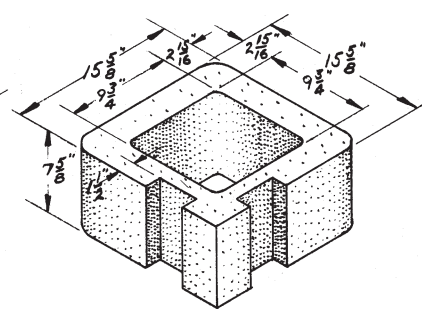
NO. 45
C PILASTER



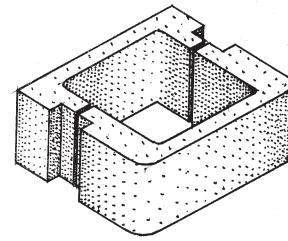
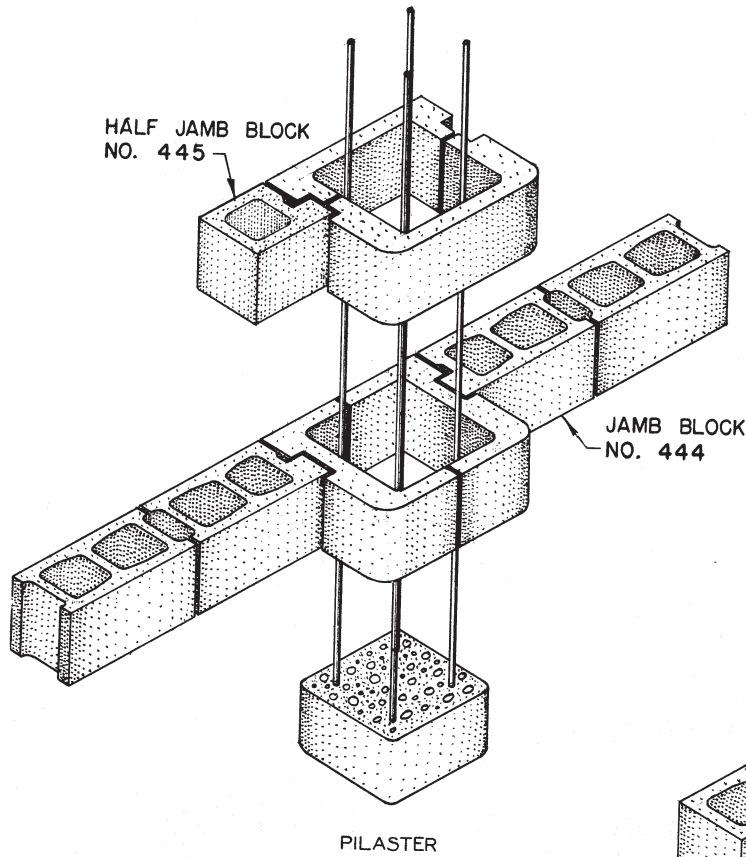
NO. 46
PILASTER



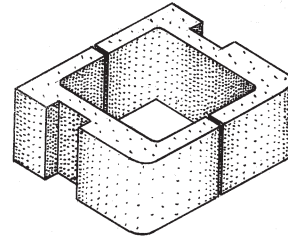
NO. 47
PILASTER



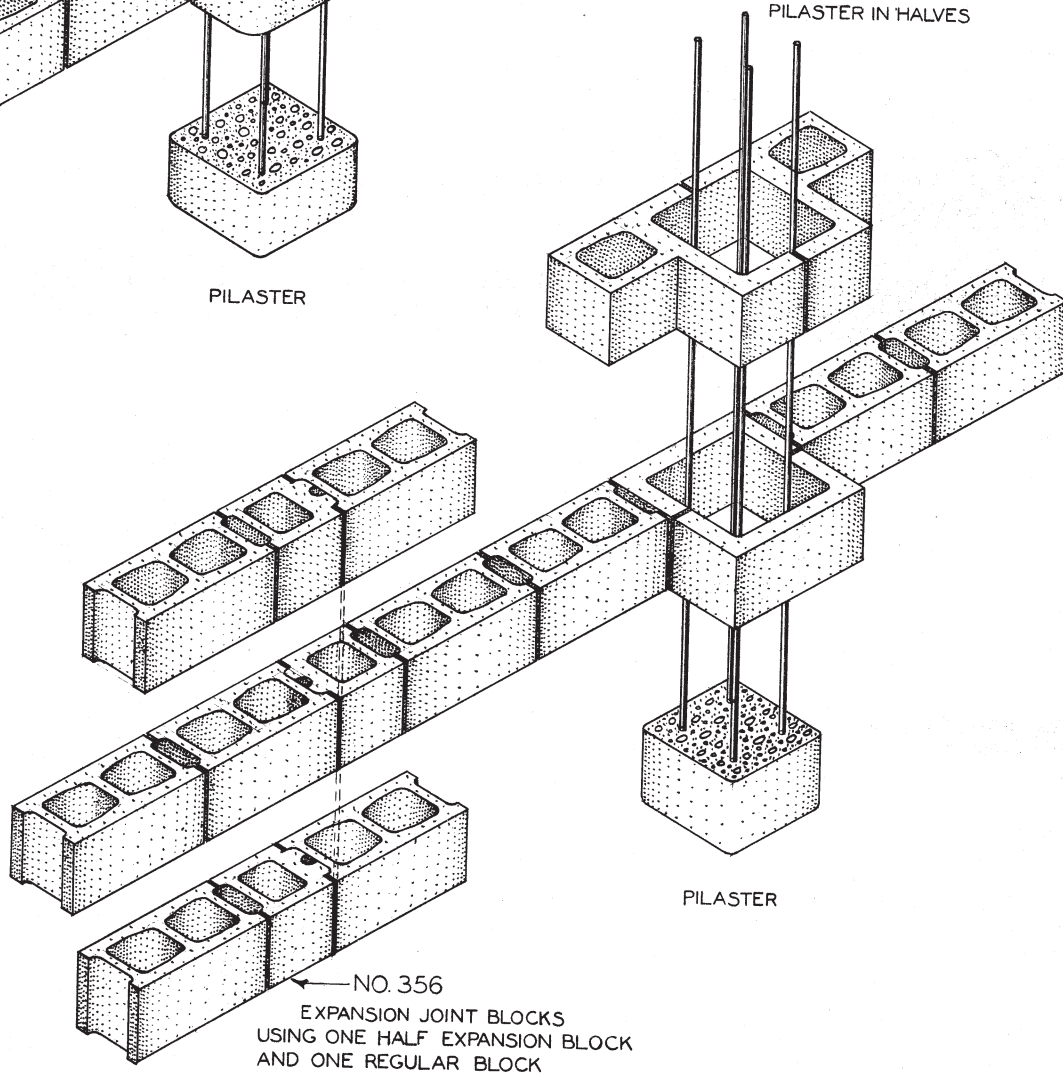
NO. 48
CORNER PILASTER

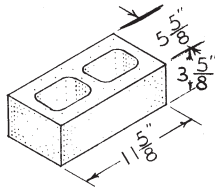


NO. 49
PILASTER IN HALVES

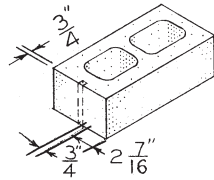


NO. 355
PILASTER IN HALVES

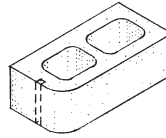




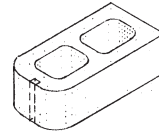
NO. 151
STRETCHER



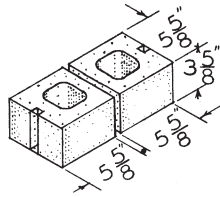
NO. 153
SASH



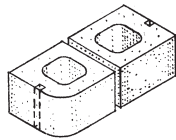
NO. 154
SINGLE BULL NOSE
OR SASH



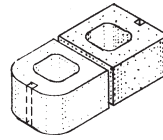
NO. 155
DOUBLE BULL NOSE
OR SASH



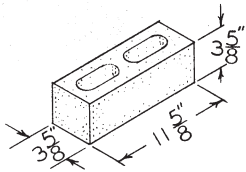
NO. 156
HALF BLOCK
SASH



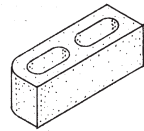
NO. 156 AND 157
HALF BLOCKS
SINGLE BULL NOSE
OR SASH



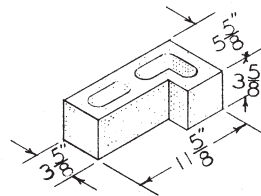
NO. 156 AND 158
HALF BLOCKS
DOUBLE BULL NOSE
OR SASH



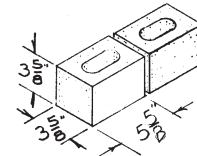
NO. 145
STRETCHER



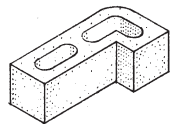
NO. 146
SINGLE BULL NOSE



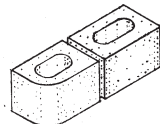
NO. 147
L CORNER



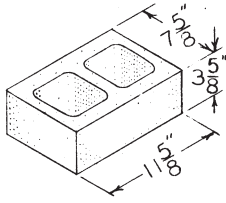
NO. 148
HALF BLOCK



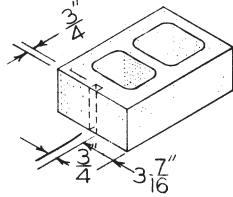
NO. 149
L CORNER
BULL NOSE



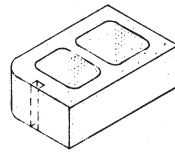
NO. 148 AND 150
HALF BLOCKS
SINGLE BULL NOSE



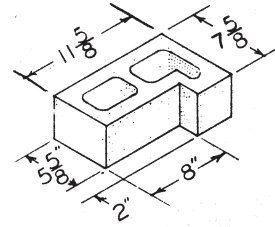
NO. 135
STRETCHER



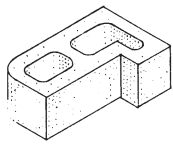
NO. 136
SASH



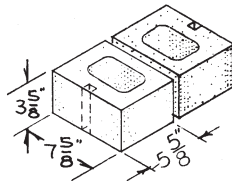
NO. 137
SINGLE BULL NOSE
OR SASH



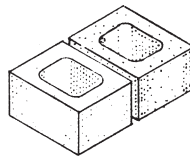
NO. 138
L CORNER



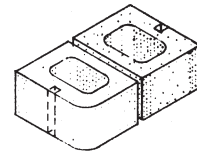
NO. 139
BULL NOSE
L CORNER



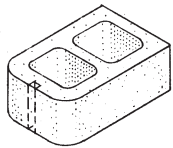
NO. 140
HALF BLOCK
OR SASH



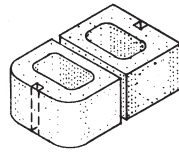
NO. 141
HALF BLOCK
DOUBLE FLUSH



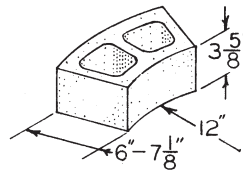
NO. 140 AND 142
HALF BLOCKS
SINGLE BULL NOSE
OR SASH



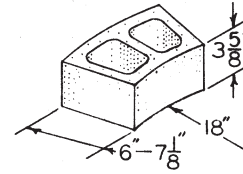
NO. 143
DOUBLE BULL NOSE
OR SASH



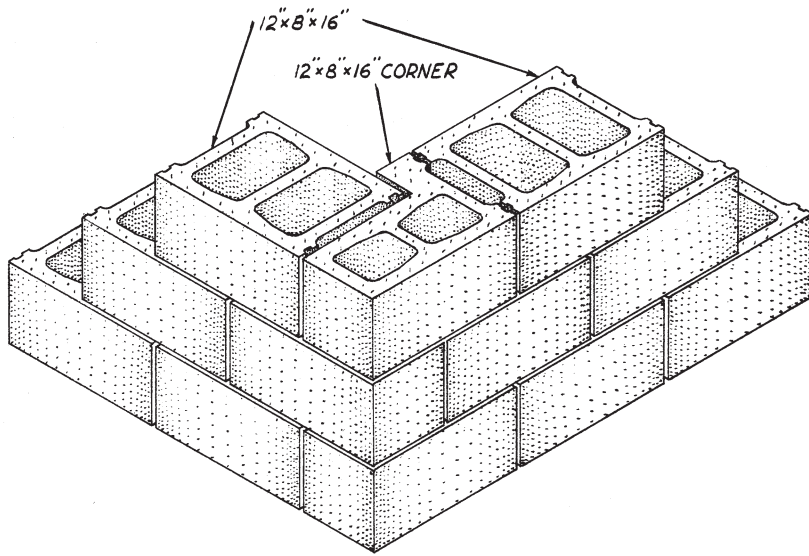
NO. 140 AND 144
HALF BLOCKS
DOUBLE BULL NOSE
OR SASH



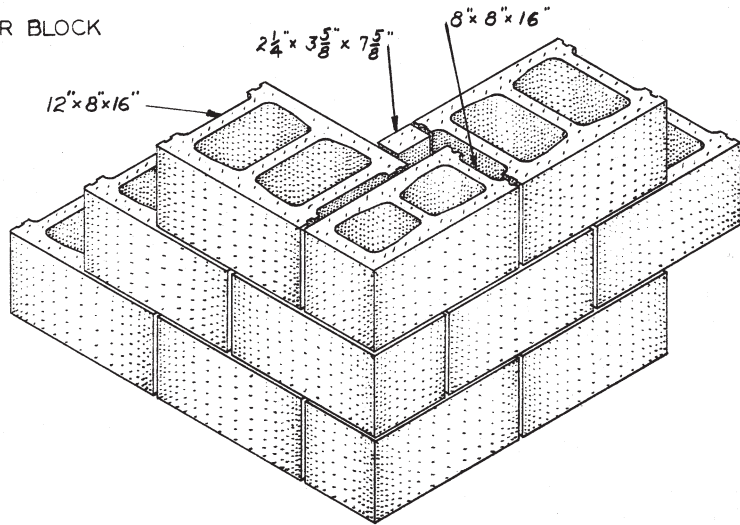
NO. 169A
RADIUS



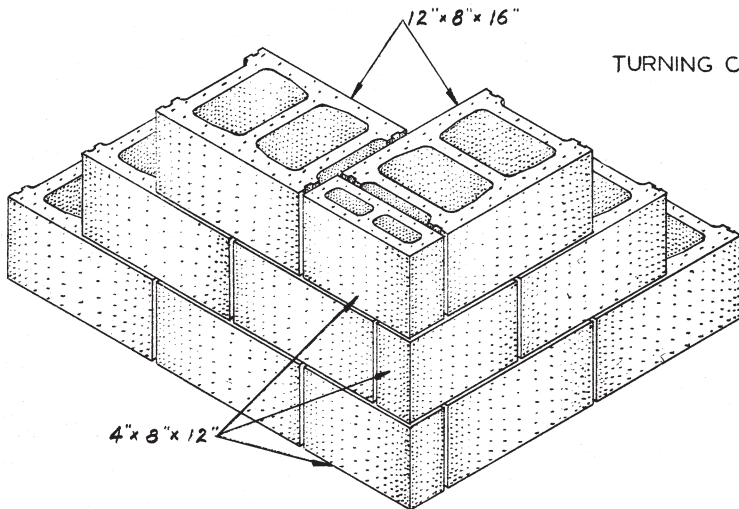
NO. 160A
RADIUS



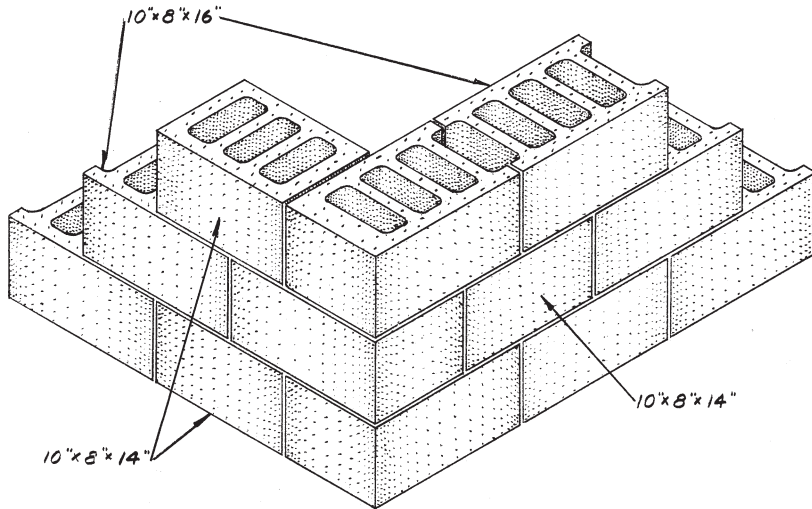
TURNING CORNER WITH L CORNER BLOCK



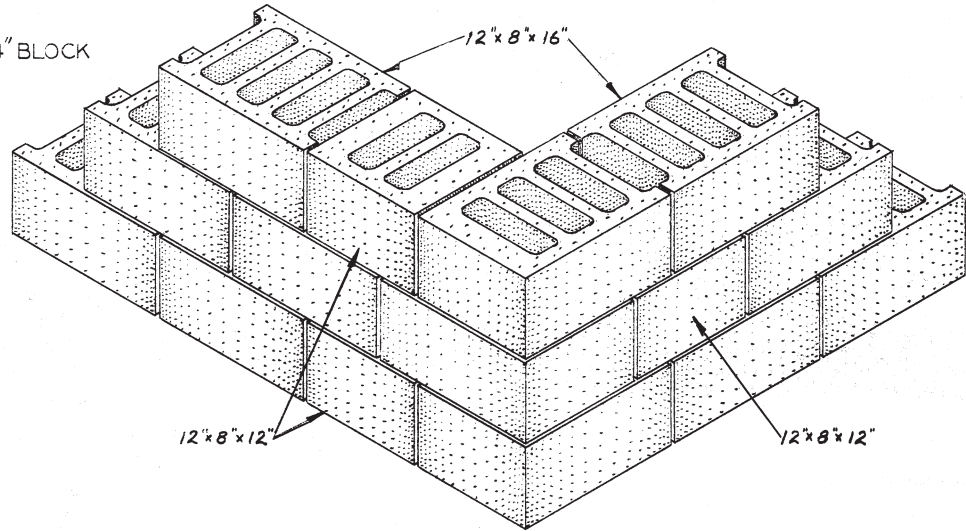
TURNING CORNER WITH BRICK AND 8\" x 8\" x 16"



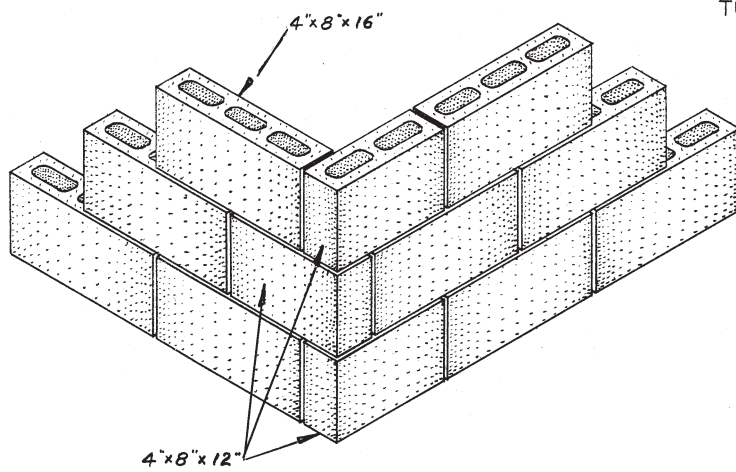
TURNING CORNER WITH 12\" BLOCK



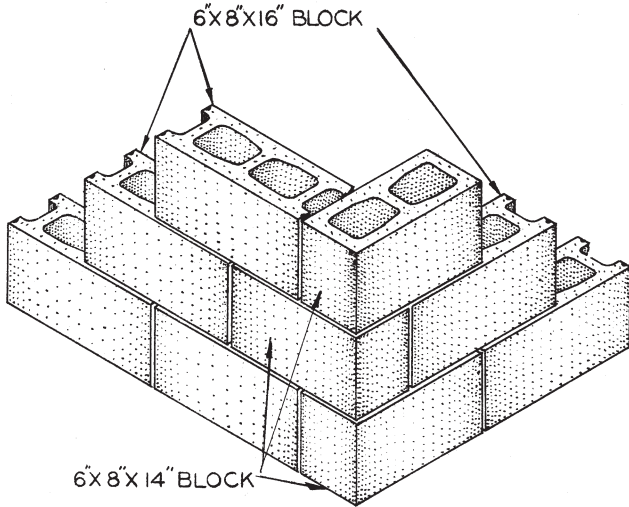
TURNING CORNER WITH 14" BLOCK



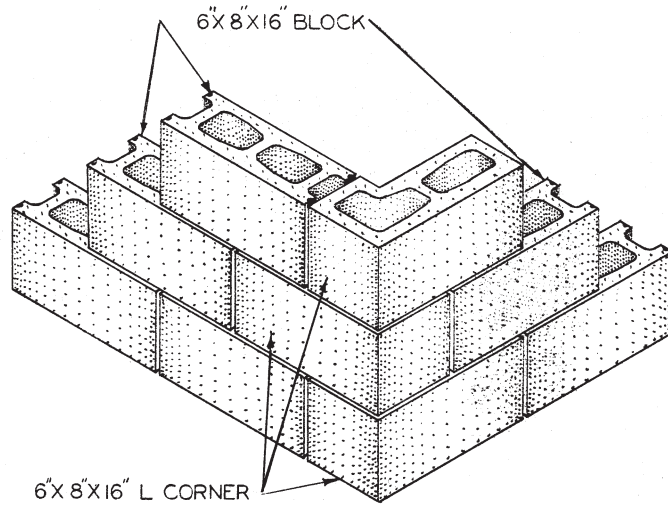
TURNING CORNER WITH 12" BLOCK



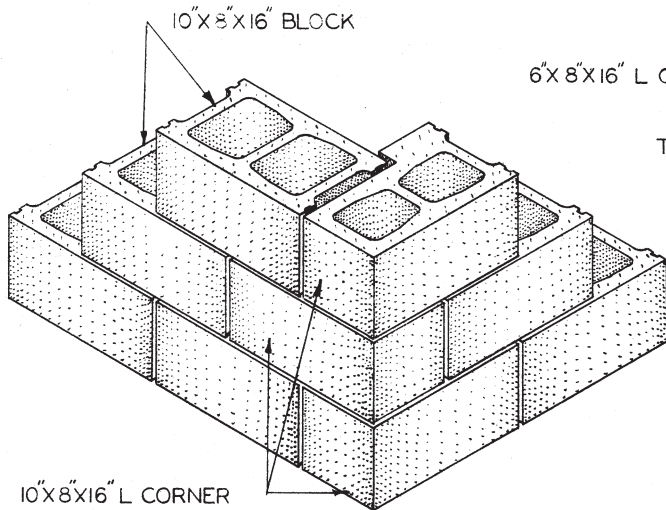
TURNING CORNER WITH 12" BLOCK



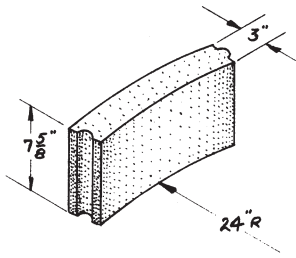
TURNING CORNER WITH 14" BLOCK



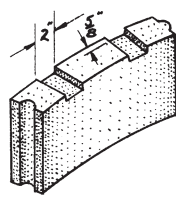
TURNING WITH L CORNER BLOCK



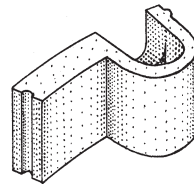
TURNING WITH L CORNER BLOCK



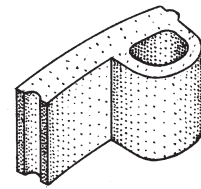
NO. 254
SEPTIC TANK



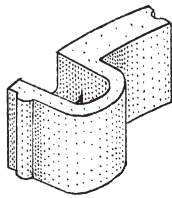
NO. 262
CESS POOL



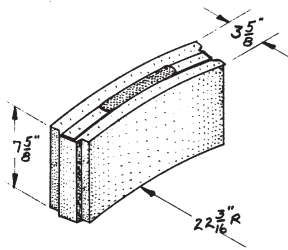
NO. 259
INLET OR OUTLET



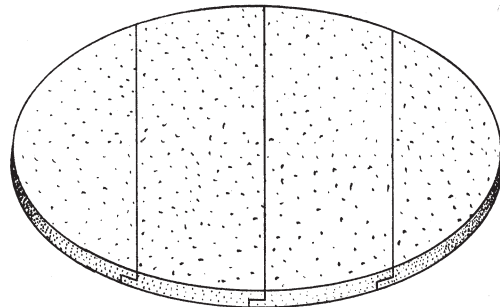
NO. 257
LEFT BAFFLE



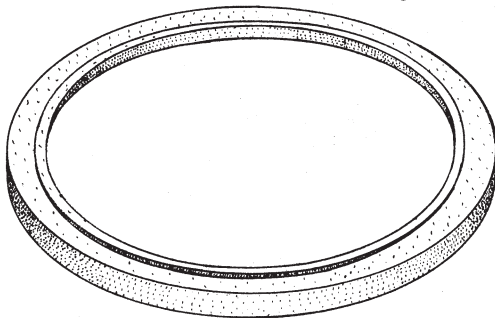
NO. 258
INLET OR OUTLET



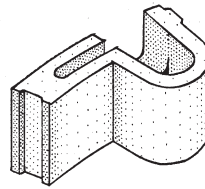
NO. 331
INTERLOCKING
SEPTIC TANK



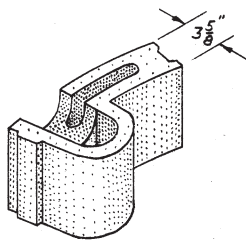
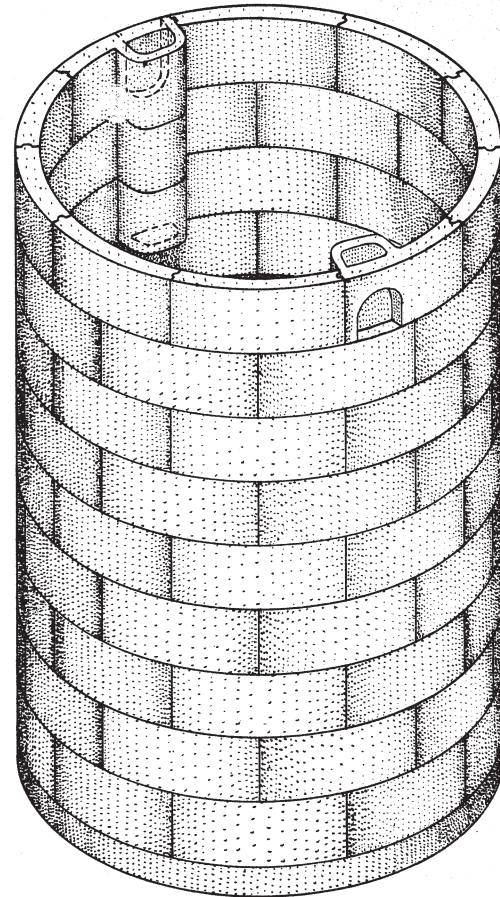
NO. 260
LID



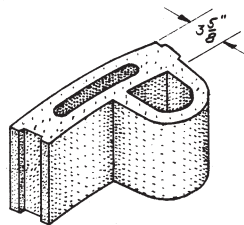
NO. 261
BOTTOM



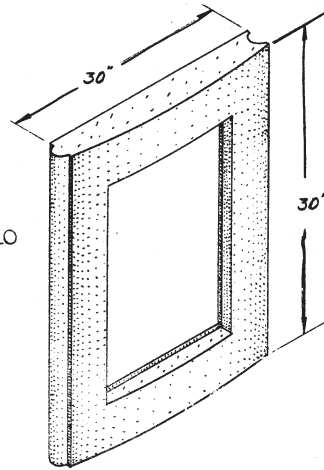

NO. 344
INTERLOCKING
INLET OR OUTLET



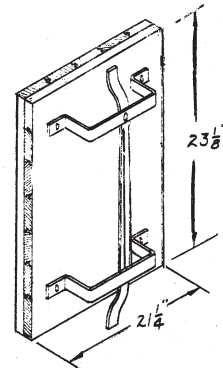
NO. 332
INTERLOCKING
INLET OR OUTLET



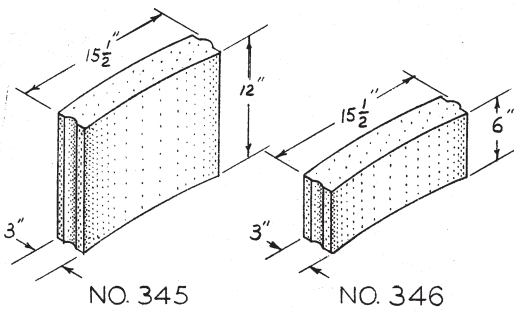
NO. 333
INTERLOCKING
BAFFLE



HAND CAST SILO DOOR FRAME

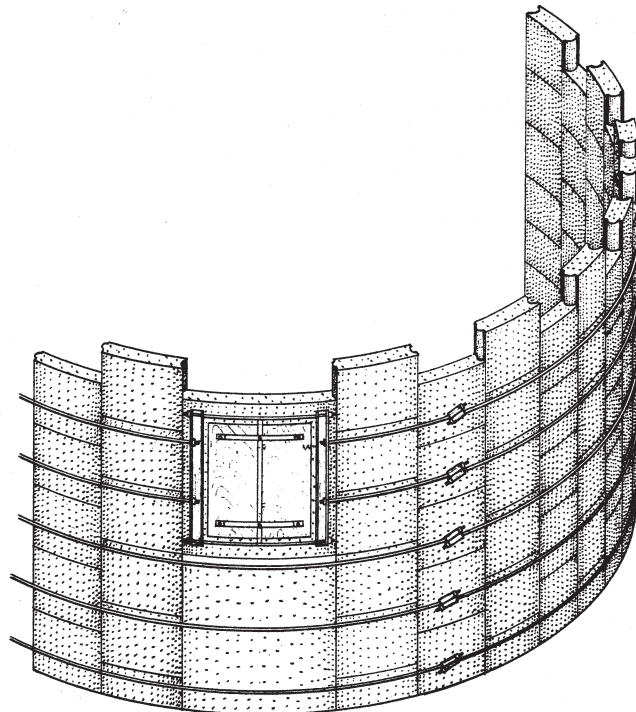


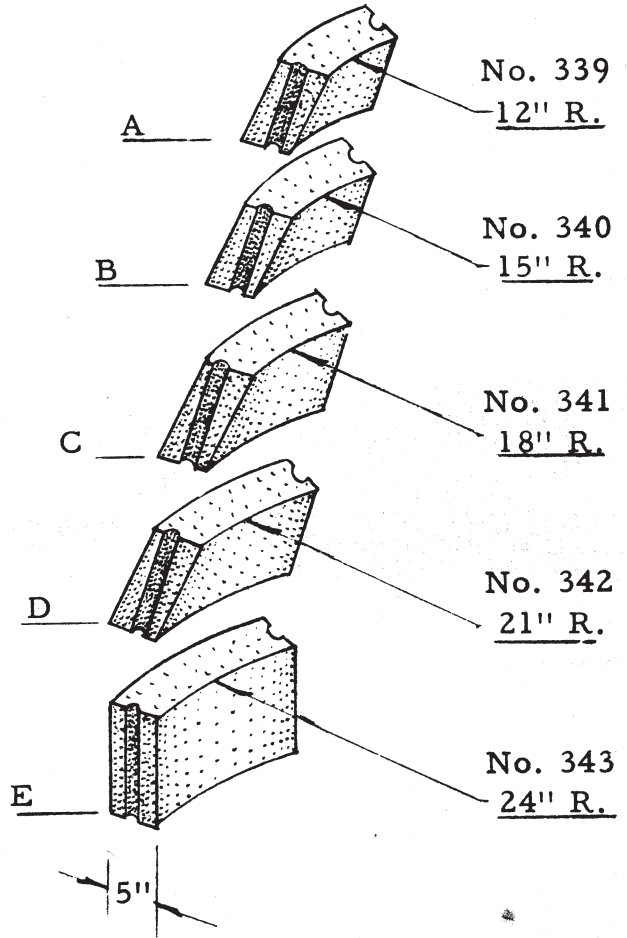
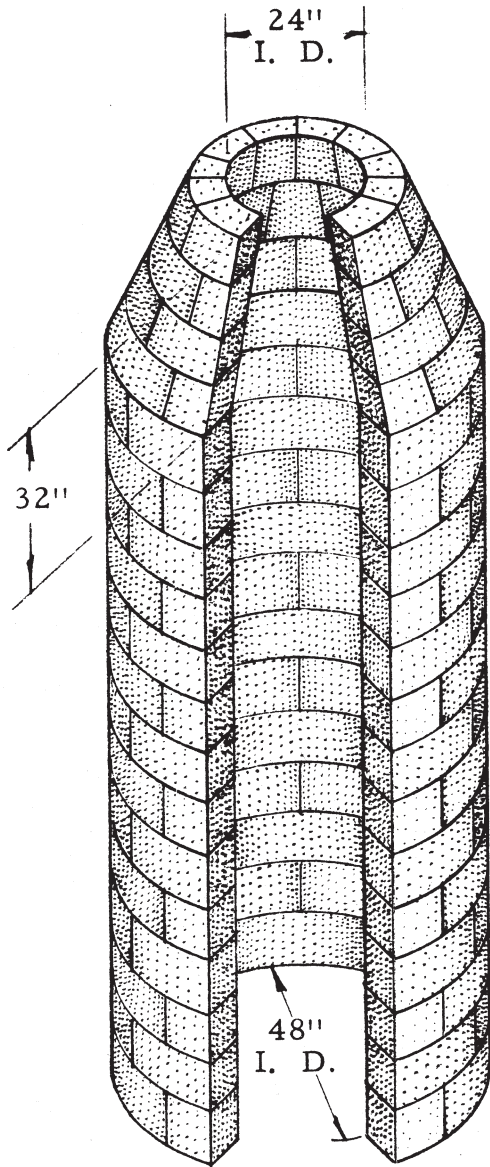
PREFABRICATED SILO DOOR SPECIALLY TREATED



NO. 345
STANDARD COLUMBIA
SILO STAVE

NO. 346
SPECIAL STARTING &
FINISHING UNIT

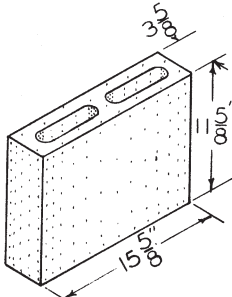




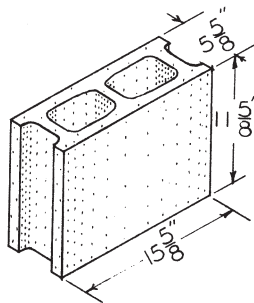
NOTE:

1. 12 Blocks to a course.
2. Mold Box for A & D.
3. Mold Box for B & C.
4. Mold Box for (3) E's.

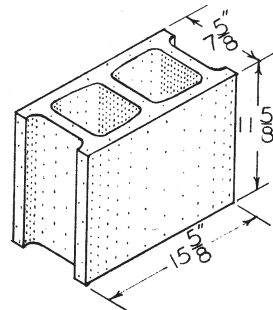
CONCRETE BLOCK MANHOLE



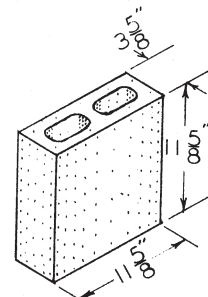
NO. 347



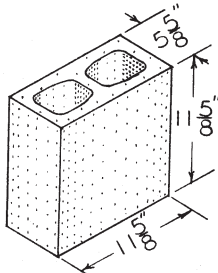
NO. 348



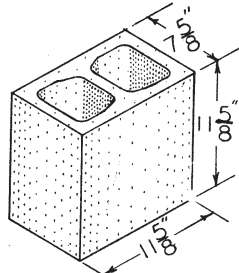
NO. 349



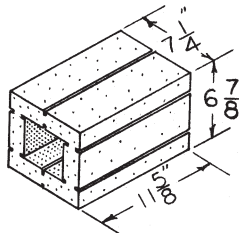
NO. 350



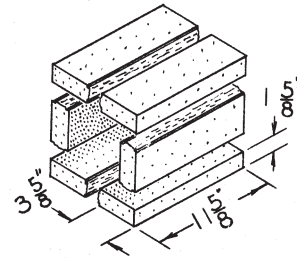
NO. 351



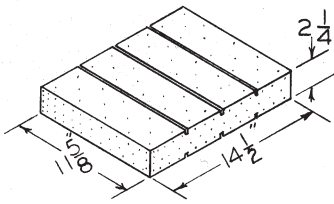
NO. 352



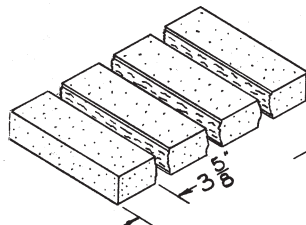
NO. 354
ROMAN BRICK



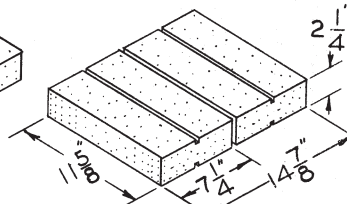
SPLIT



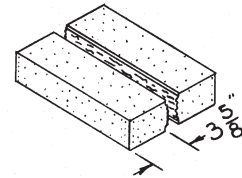
NO. 353
NORMAN BRICK



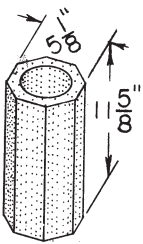
SPLIT



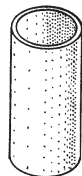
NO. 353 A
NORMAN BRICK



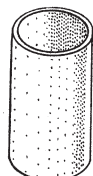
SPLIT



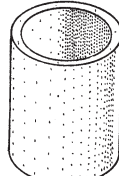
NO. 395
4" OCTAGON DRAIN TILE



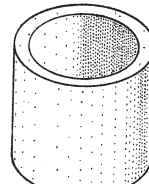
5"



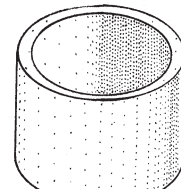
6"



8"

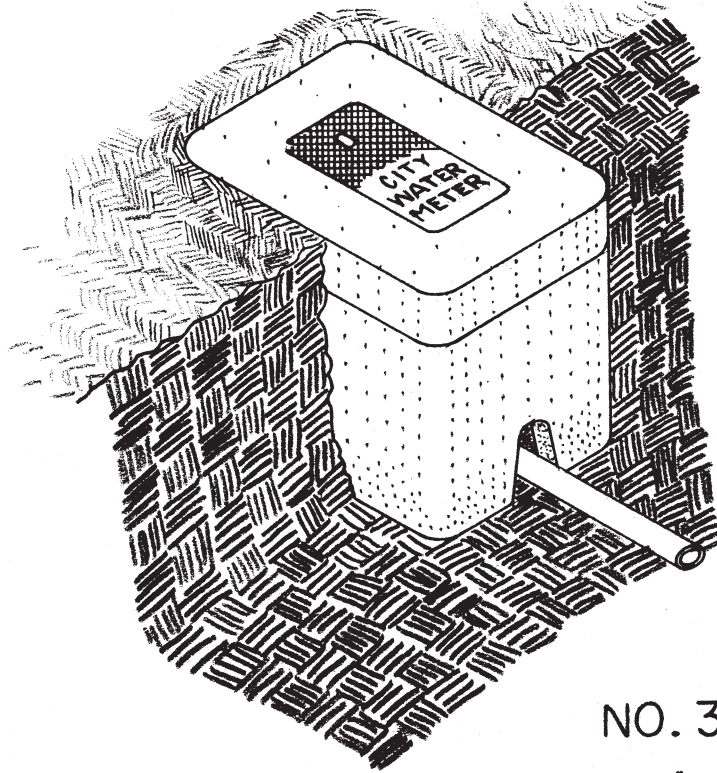


10"



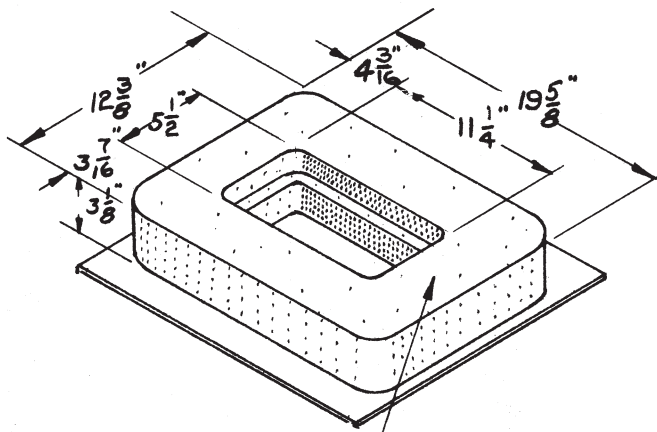
12"

12' HIGH DRAIN TILE

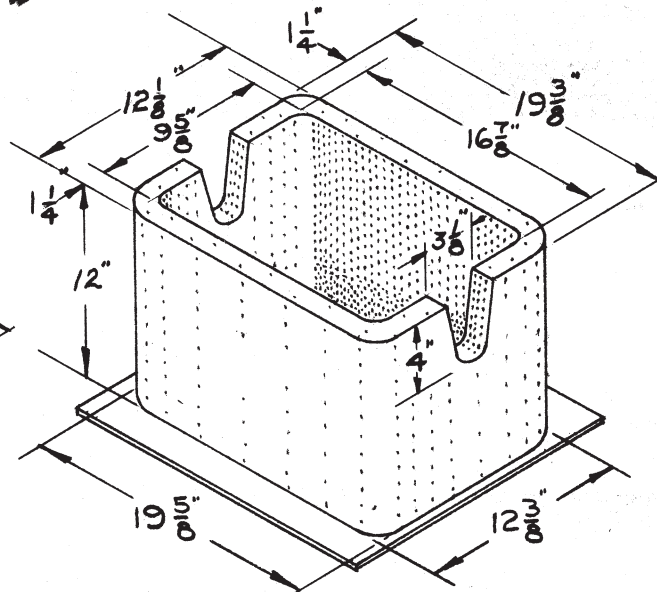


NO. 360

NO. 360 A

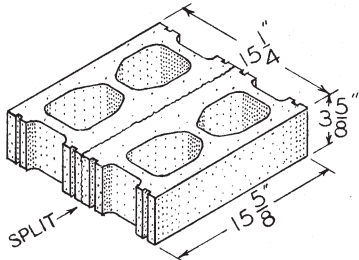


FACE TO BE TROWELED

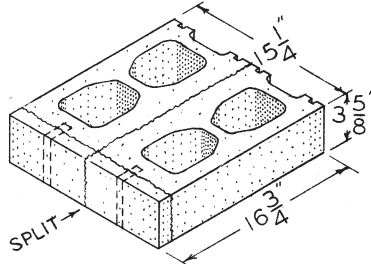


METER BOX & COVER
Plain Pallet

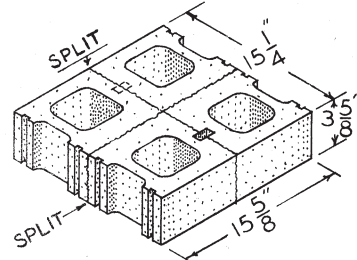
CATALINA STONE



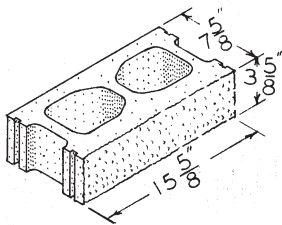
NO. 357
STRETCHER



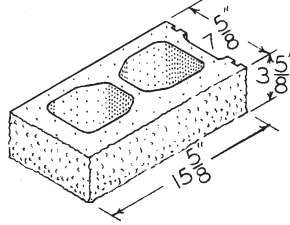
NO. 358
CORNER
OR SASH



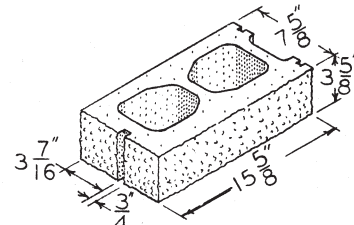
NO. 359
HALF BLOCK
OR SASH



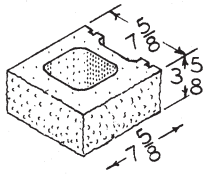
STRETCHER



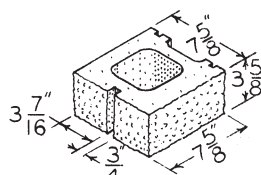
CORNER



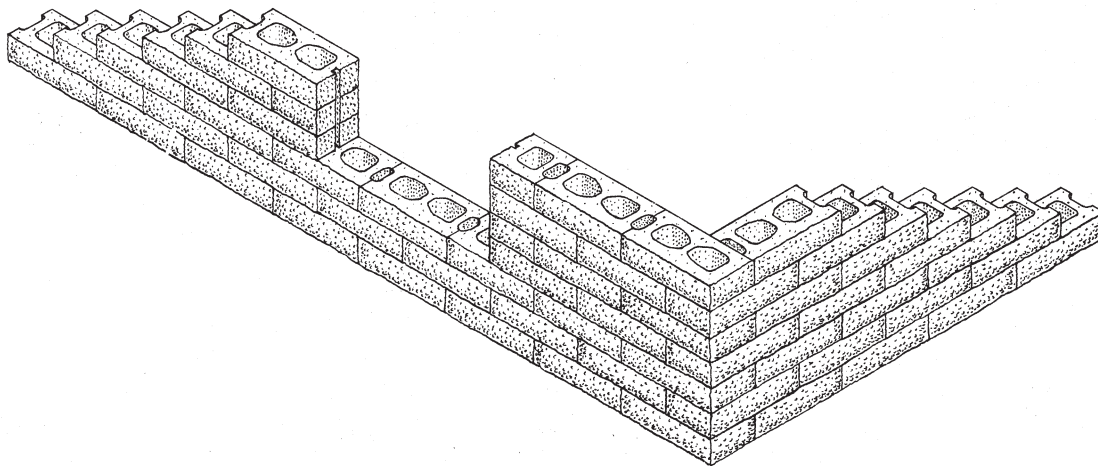
SASH



HALF
BLOCK

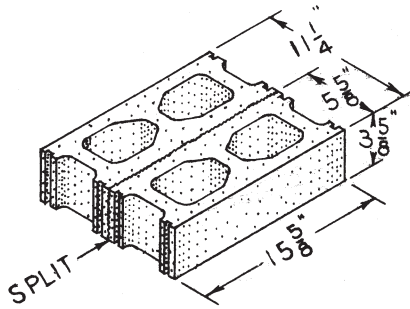


HALF
SASH

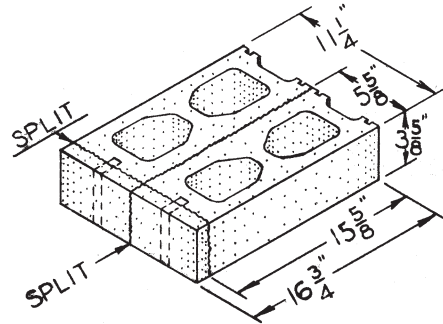


8 X 4 X 16 SPLIT BLOCK

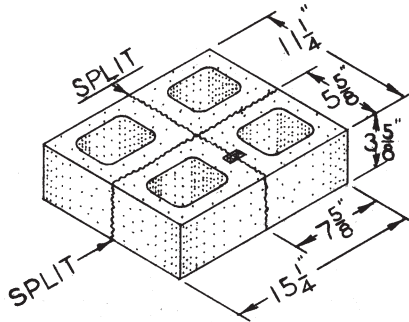
CATALINA STONE
6X4X16 SPLIT BLOCK



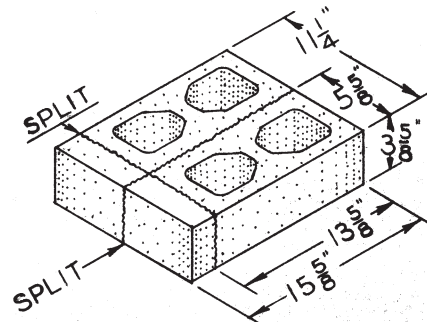
NO. 388
STRETCHER



NO. 389
SASH

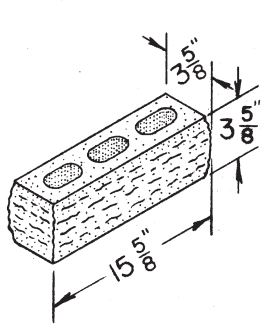


NO. 390
HALF BLOCK
SASH OR PLAIN

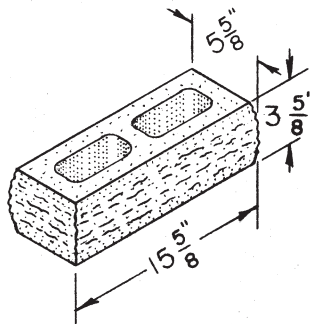


NO. 391
CORNER

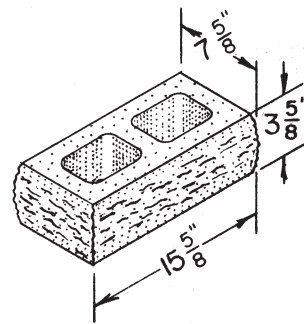
SLUMP BLOCK



NO. 392

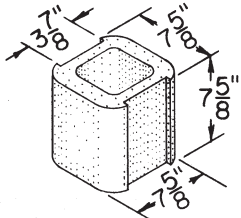


NO. 393

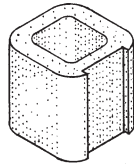


NO. 394

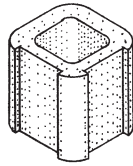
4" FENCE PILASTER



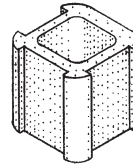
NO. 362



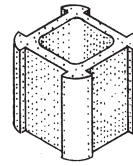
NO. 363



NO. 364

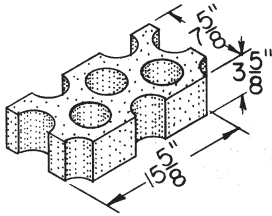


NO. 365

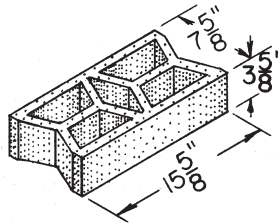


NO. 366

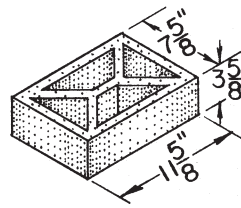
ORNAMENTAL BLOCKS



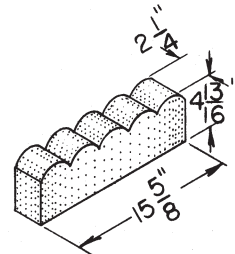
NO. 367
SUN SCREEN



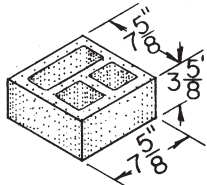
NO. 368
TRI-TRIANGLE



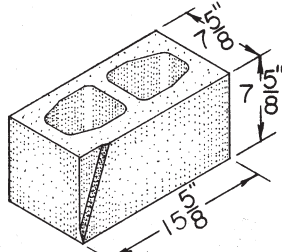
NO. 369
DOUBLE TRIANGLE



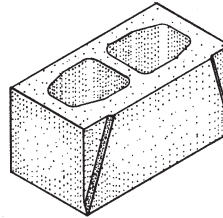
NO. 370
SCALLOPED LAWN CURB



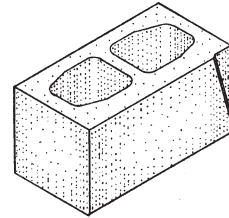
NO. 371



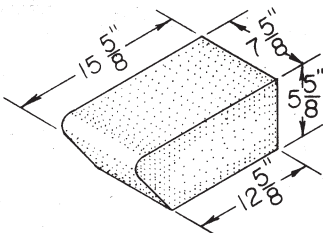
NO. 372
SHADOWAL LEFT HAND



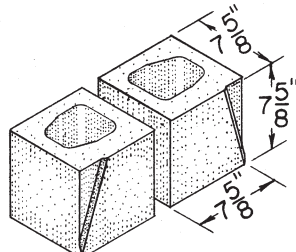
NO. 373
SHADOWAL DOUBLE



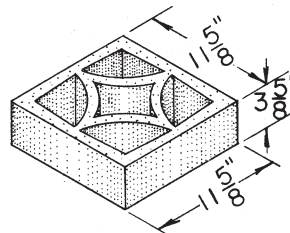
NO. 374
SHADOWAL RIGHT HAND



NO. 376
STEP

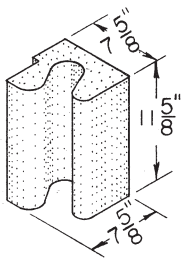


NO. 375
SHADOWAL HALF
RIGHT AND LEFT

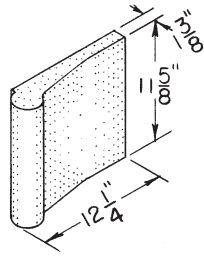


NO. 377

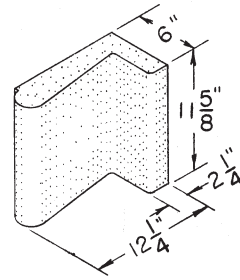
SWIMMING POOL BLOCKS



NO. 378
SCUM GUTTER

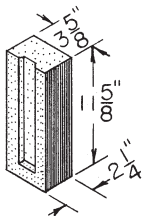


NO. 379
COPING

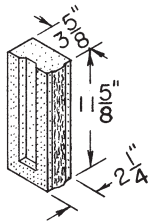


NO. 380
COPING

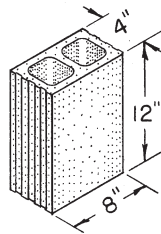
12" HIGH BLOCKS



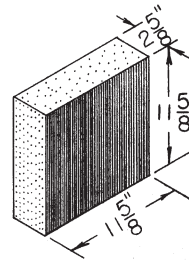
NO. 381
FROG BRICK
CORRUGATED



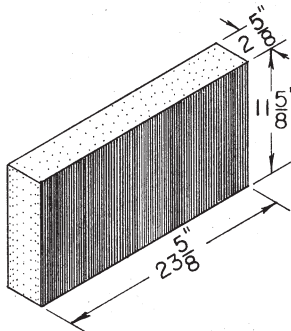
NO. 382
FROG BRICK
SPLIT



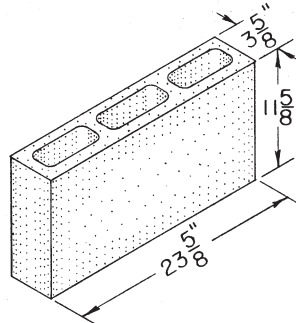
NO. 383



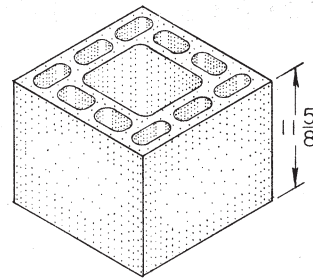
NO. 384
CORRUGATED PATIO



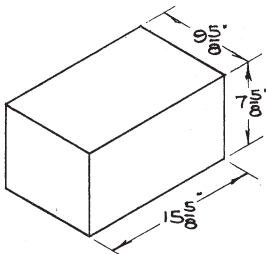
NO. 385
CORRUGATED PATIO



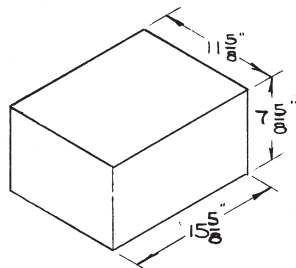
NO. 386



NO. 387
CHIMNEY

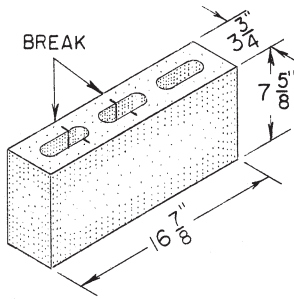


NO. 500
SOLID

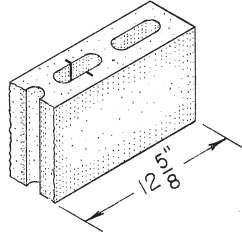


NO. 501
SOLID

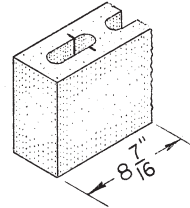
ALL PURPOSE LIGHTWEIGHT CHIMNEY BLOCK
75% SOLID



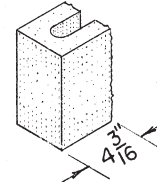
NO. 396
FULL



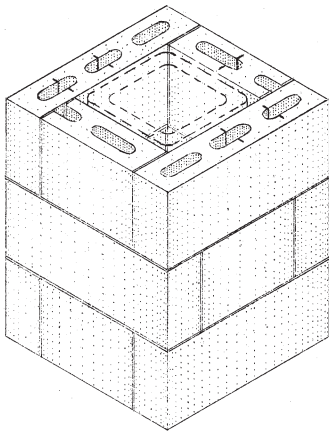
THREE QUARTER



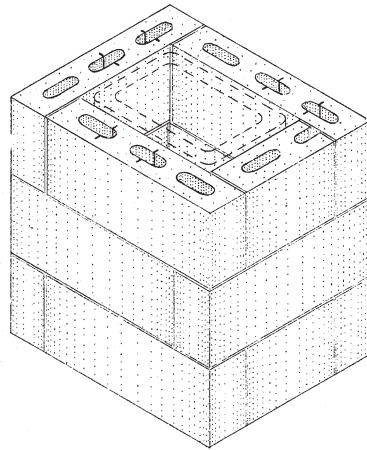
HALF



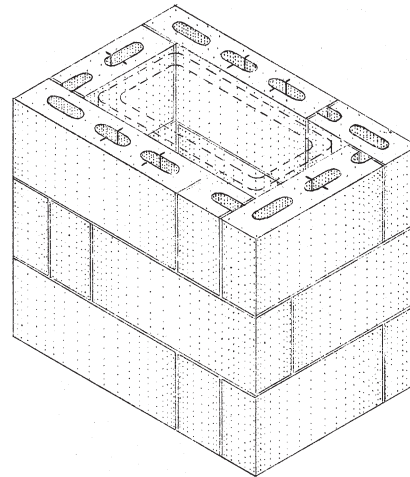
QUARTER



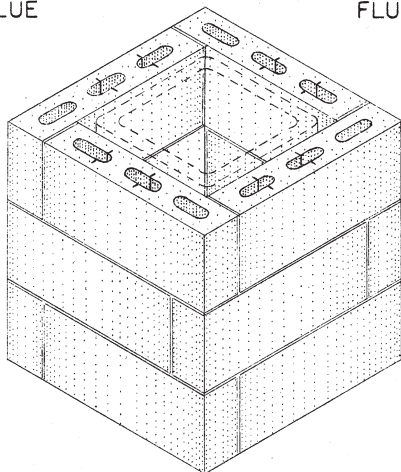
8 X 8
FLUE



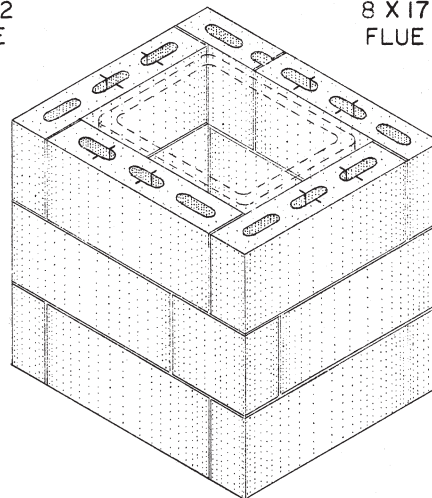
8 X 12
FLUE



8 X 17
FLUE



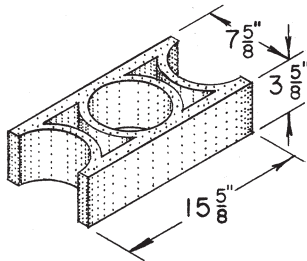
12 X 12
FLUE



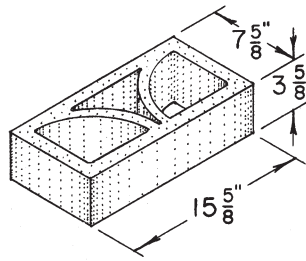
12 X 16
FLUE

PERFECT BACK-UP BLOCK FOR FIREPLACES

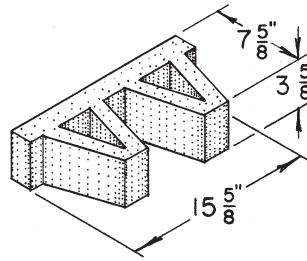
THESE BLOCKS ARE ALSO AVAILABLE IN $7\frac{5}{8}$ " HIGH



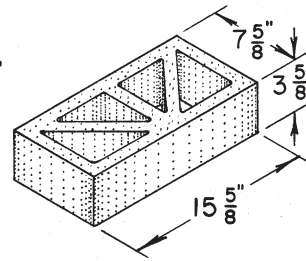
NO. 413



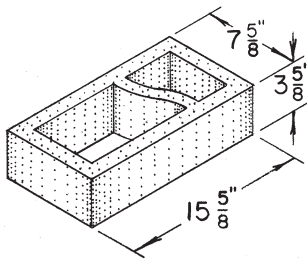
NO. 414



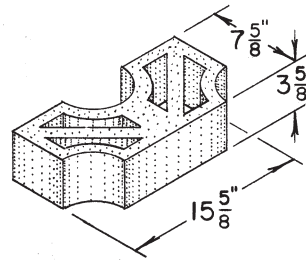
NO. 415



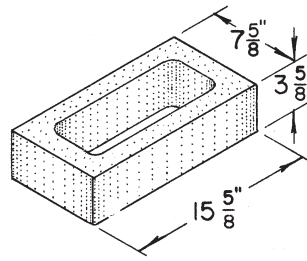
NO. 416



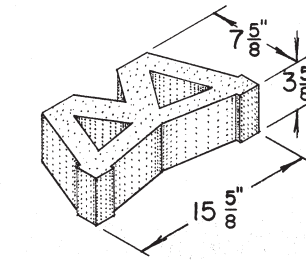
NO. 417



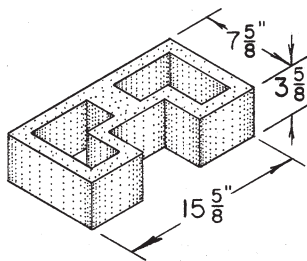
NO. 418



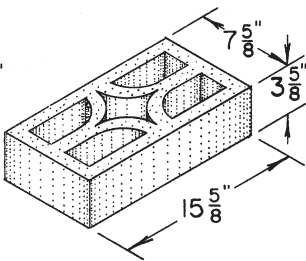
NO. 419



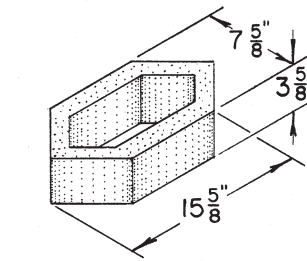
NO. 420



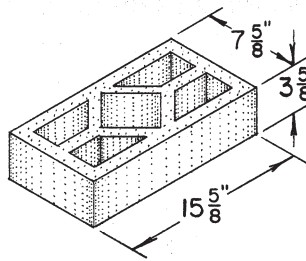
NO. 421



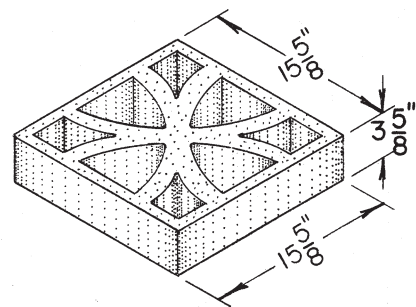
NO. 422



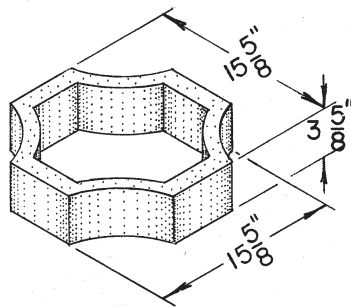
NO. 423



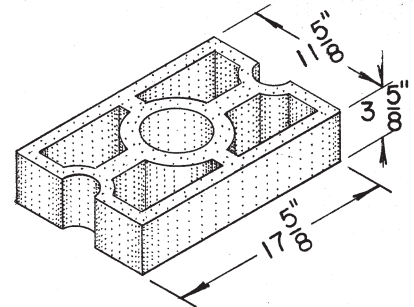
NO. 424



NO. 425

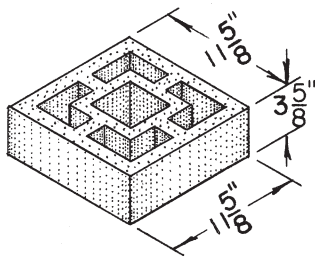


NO. 426

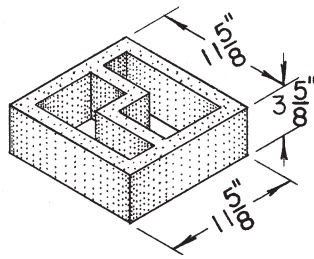


NO. 427

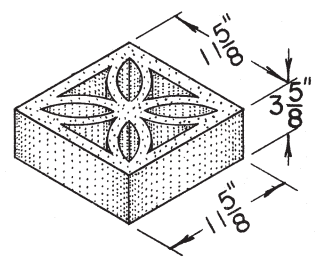
THESE BLOCKS ARE ALSO AVAILABLE IN 7 ⁵/₈" HIGH OR 15 ⁵/₈" SQ.



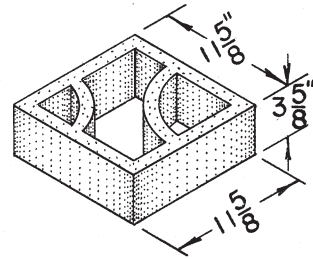
NO. 397



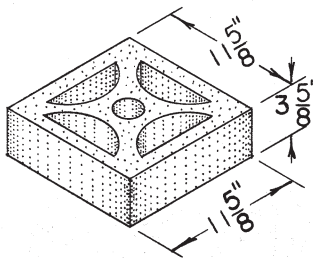
NO. 398



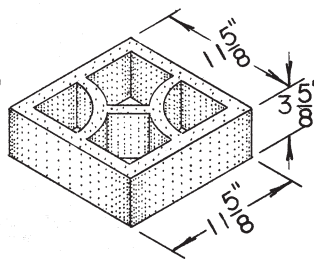
NO. 399



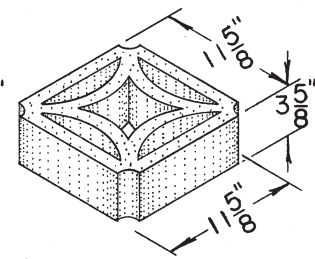
NO. 400



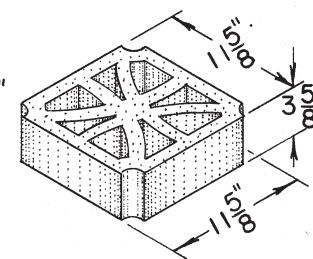
NO. 401



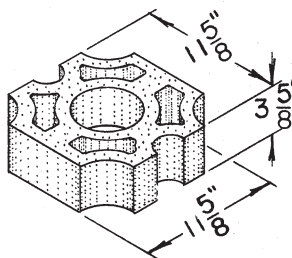
NO. 402



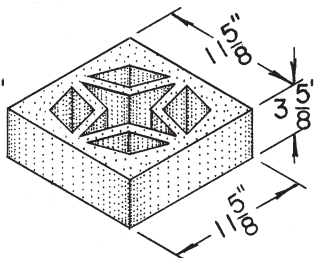
NO. 403



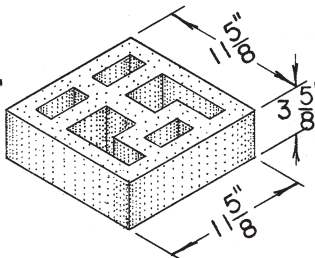
NO. 404



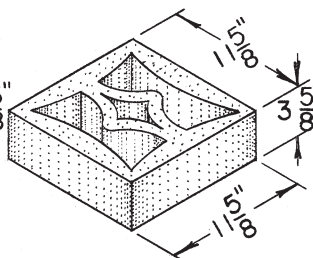
NO. 405



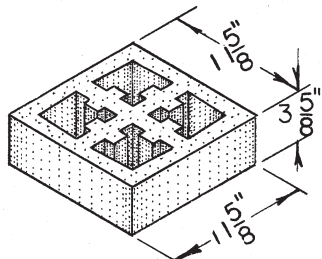
NO. 406



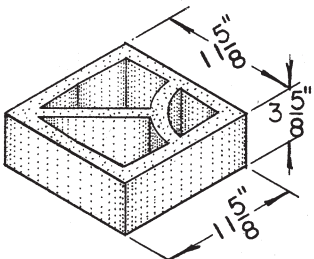
NO. 407



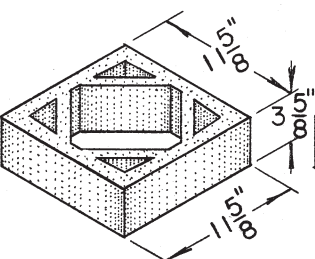
NO. 408



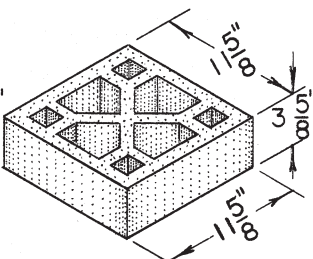
NO. 409



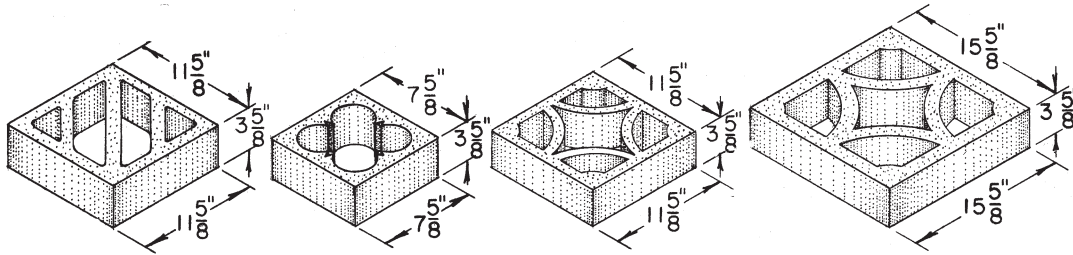
NO. 410



NO. 411



NO. 412

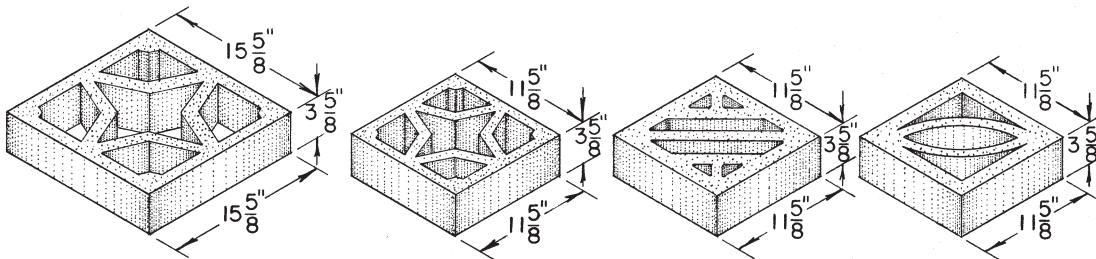


NO. 428

NO. 429

NO. 430

NO. 431

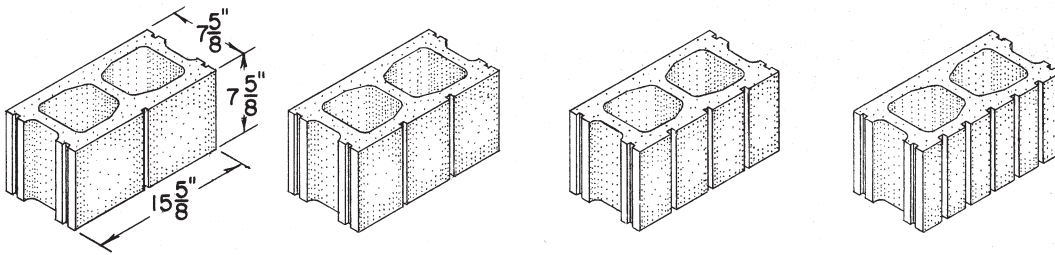


NO. 432

NO. 433

NO. 434

NO. 435

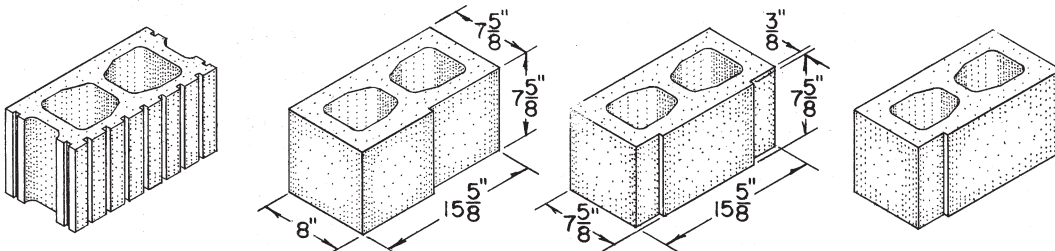


SINGLE

DOUBLE
VERTICAL SCORED BLOCKS

TRIPLE

FIVE

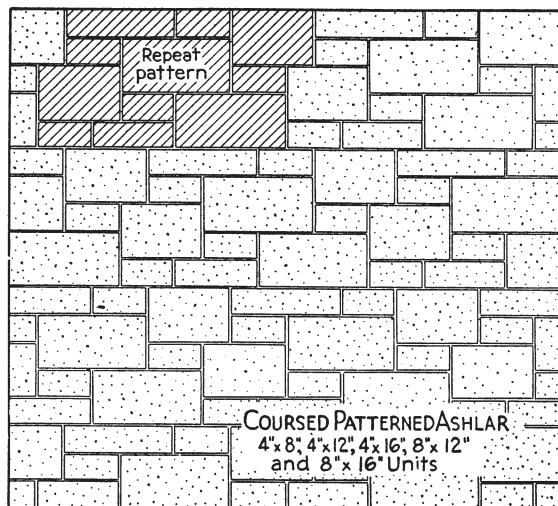

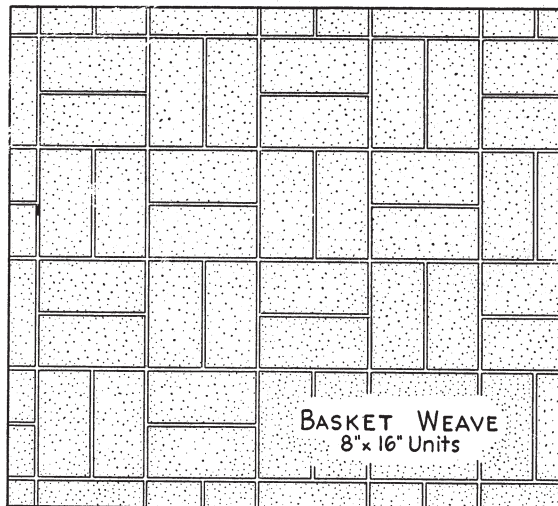
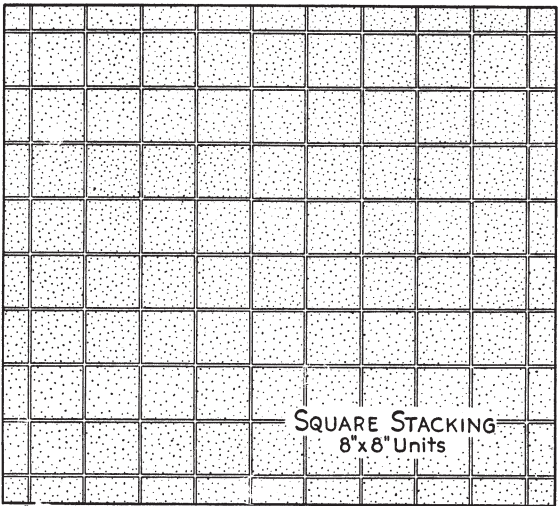
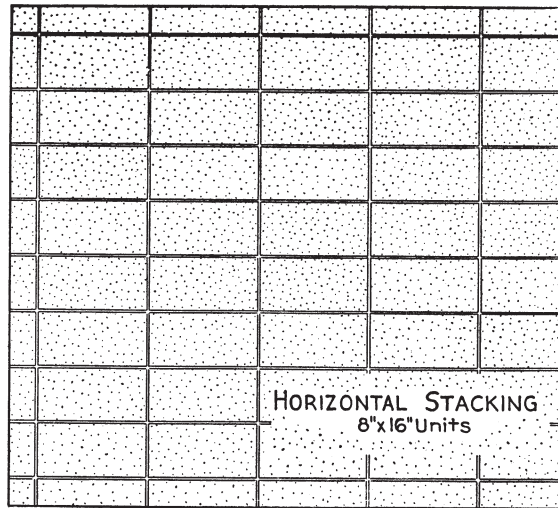
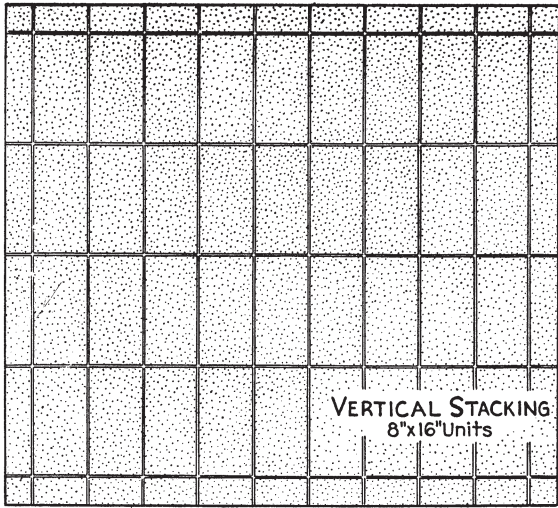





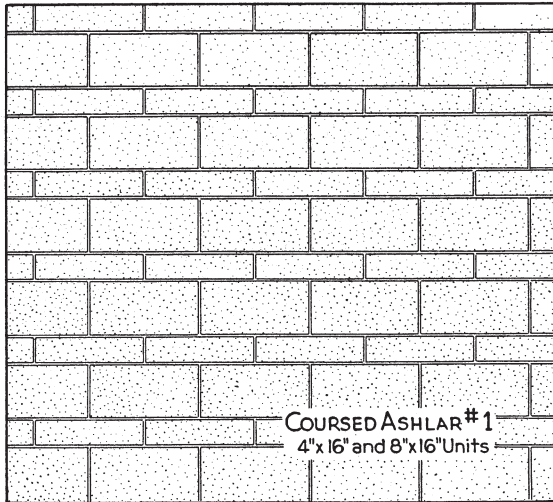
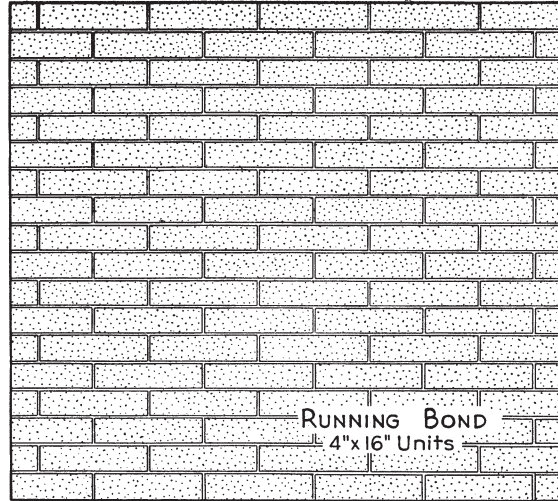

SEVEN

NO. 502

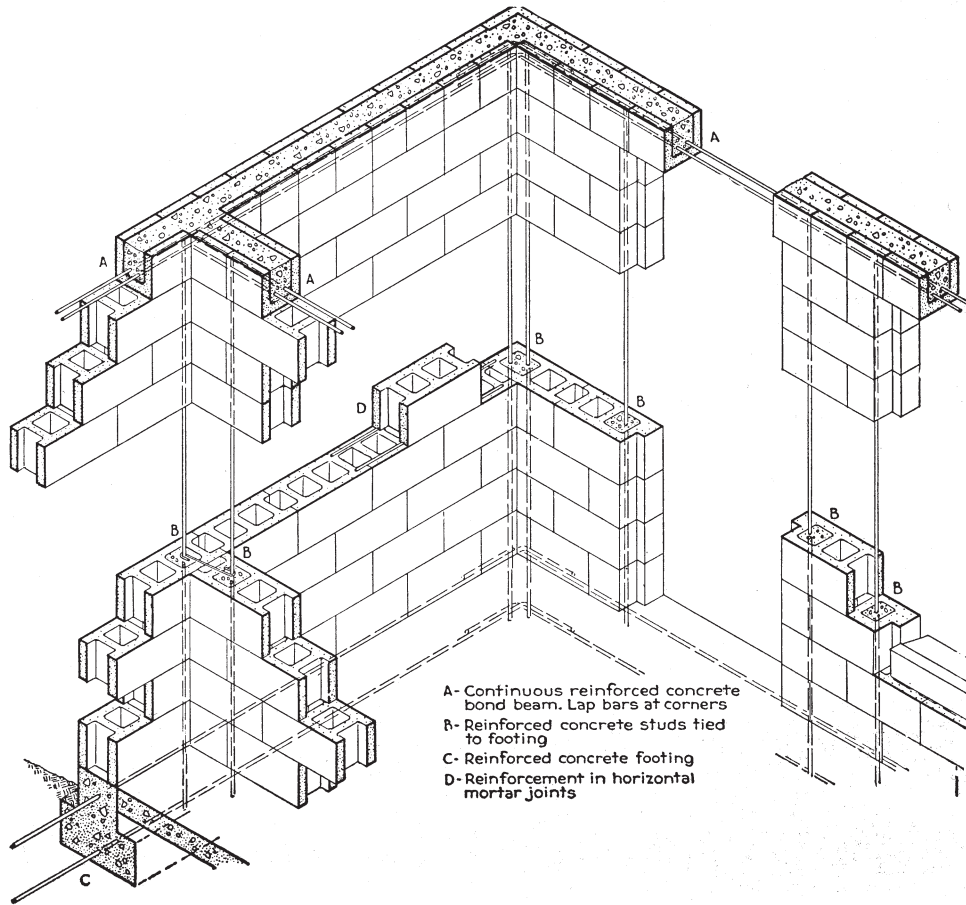
NO. 503

NO. 504

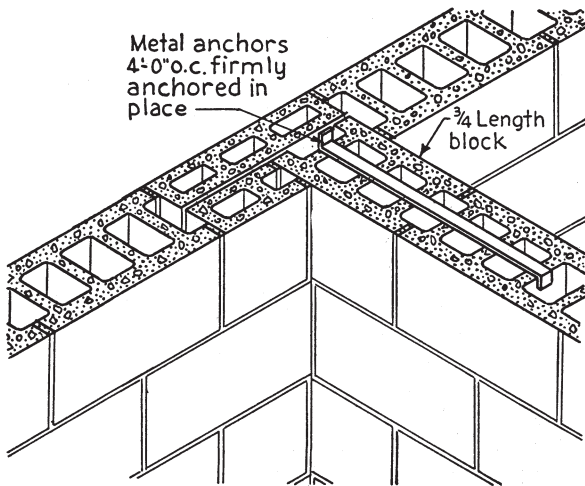




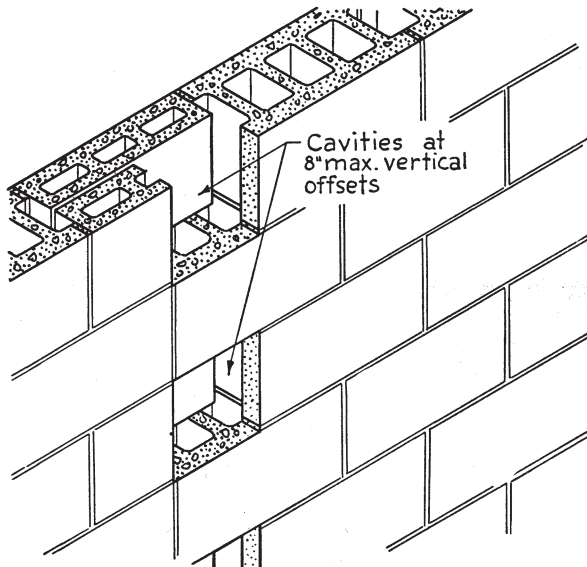
Some methods of reinforcing concrete masonry walls.



- A- Continuous reinforced concrete bond beam. Lap bars at corners
- B- Reinforced concrete studs tied to footing
- C- Reinforced concrete footing
- D- Reinforcement in horizontal mortar joints




BONDING SECOND WALL INTO FIRST WALL




CONSTRUCTION OF FIRST WALL

Bonding of intersecting bearing walls that are laid up separately.


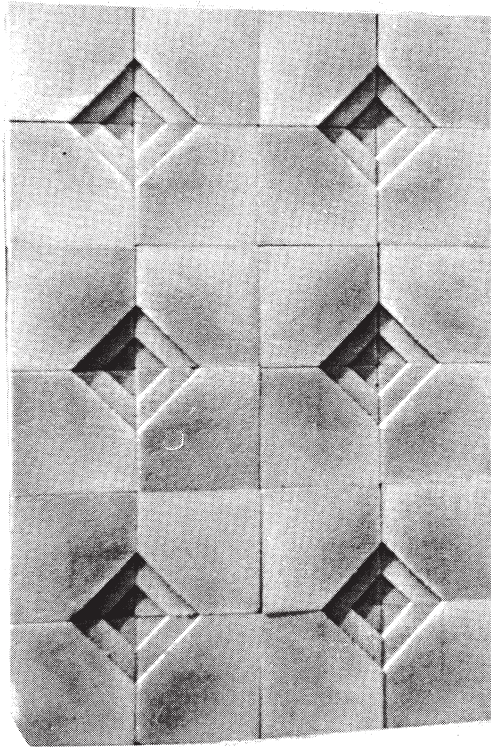
Columbia . . . Big enough to serve you . . . small enough to know you.



Diagonal curve 12-in. H-block created to achieve the unusual in design and flexibility for artistry in masonry.



One of many new recessed face blocks that spell a new dimension in structural design and economy.



These new face blocks provide structural value and decor within the single unit, thus providing a most economical decorative structural building material.

Above are a few of the special 12" High shapes, created by North Hollywood, with the help of architects and builders, to achieve the unusual in flexibility and design.

Columbia . . . Big enough to serve you . . . small enough to know you.



HOW YOU WILL BENEFIT FROM MEMBERSHIP IN THE
NATIONAL CONCRETE MASONRY ASSOCIATION

1. NCMA advances technical development and builds stature in the market place for the industry.
2. NCMA members produce 2/3 of the blocks sold in the U. S. Many are big enough to go it alone, but find their membership pays big dividends.
3. NCMA offers month-by-month marketing programs, including ad mats, suggested publicity material, radio and TV scripts, direct mail, etc.
4. NCMA conducts a national advertising and public relations campaign aimed right at your customers, present and potential.
5. NCMA recommends accounting practices and other management aids. The accumulated experience and knowledge of all block producers is passed on to you.
6. NCMA offers engineering and technical assistance - helps you solve your local problems, make better block, and sell more of it.
7. NCMA holds yearly regional seminars in your area every year to keep you up to date on latest developments in the industry.
8. NCMA holds annual conventions with the only trade show presented for the block industry.
Membership in NCMA makes you part of a national purpose.
9. COLUMBIA MACHINE, INC., 107 Grand Blvd., Vancouver, Washington, 98661 --- will be happy to assist you with your NCMA application.

WHY IT PAYS TO

Specify

**COLUMBIA PRODUCED
MASONRY UNITS**

MANUFACTURING KNOW-HOW

Columbia's executives and workmen combine years of experience in making heavy machinery. A special plant area is set aside for research and testing enabling Columbia engineers to work out and "prove" new processes and equipment right in the plant. Columbia Machinery is precision-engineered to produce absolutely perfect units in a maximum range of color, texture, shape and size.

ENGINEERING TALENT

Columbia Machine has a wealth of creative engineering talent in the top echelons . . . ability which is seasoned with years of practical devotion to the problems of greater efficiency, greater simplicity and greater production.

PRODUCTION FACILITIES

Columbia's home office is located in Vancouver, Washington, and is equipped with the finest and most modern machine tools and production equipment.




READY ACCESSIBILITY

More than 1500 Columbia-equipped outlets, strategically located throughout the United States, provide ready accessibility to the units illustrated in the preceding pages.

For information concerning the factory nearest you, write


COLUMBIA MACHINE, 107 GRAND BLVD., VANCOUVER, WASH.

Branches are maintained in Mattoon, Illinois; Burbank, California; Orlando, Florida, and Mississauga, Ontario.



Columbia
BLOCK MANUAL

PRESENTED BY



COLUMBIA MACHINE • 107 GRAND BLVD. • VANCOUVER, WASHINGTON

